



P R O S P E C T U S

FOR CORPORATE PAPER

OF \$137,607,000

BY THE EASTERN CARIBBEAN HOME

MORTGAGE BANK (ECHMB)

ECCB Complex, Bird Rock Road
P.O. Box 753
Basseterre
ST. KITTS & NEVIS

E-mail: info@echmb.com
Tel: 1 869 466 7869
Fax: 1 869 466-7518

The Prospectus has been drawn up in accordance with the Securities (Prospectus) Regulations 2001. The Eastern Caribbean Securities Regulatory Commission and Eastern Caribbean Central Bank accept no responsibility for the contents of this Prospectus, make no representations as to its accuracy or completeness and expressly disclaim any liability whatsoever for any loss whatsoever arising from or reliance upon the whole or any part of the contents of this Prospectus. If you are in doubt about the contents of this document or need financial or investment advice you should consult a person licensed under the Securities Act or any other duly qualified person who specializes in advising on the acquisition of corporate instruments or other securities.

JANUARY 2016

NOTICE TO INVESTORS

This Prospectus is issued for the purpose of giving information to the public.

Statements contained in this Prospectus describing documents are provided in summary form only and such documents are qualified in their entirety by reference to such documents. The ultimate decision and responsibility to proceed with any transaction with respect to this offering rests solely with the investor. Therefore, prior to entering into the proposed investment, the investor should determine the economic risks and merits, as well as the legal, and accounting characteristics and consequences of this Corporate Paper offering, and the ability to assume those risks.

This Prospectus and its contents are issued for the Corporate Paper described herein. Should you need advice, consult an intermediary licensed under the Securities Act or any other duly qualified person who specializes in advising on the acquisition of corporate instruments or other securities. The Prospectus has been delivered to the Commission for approval in accordance with the Securities Act 2001.

TABLE OF CONTENTS

1.0	GENERAL INFORMATION ON THE CORPORATE PAPER	5
2.0	ECHMB STATEMENT.....	6
3.0	CORPORATE PAPER TERMS AND CONDITIONS	7- 8
4.0	CORPORATE PAPER ADMINISTRATION AND MANAGEMENT.....	9
5.0	TITLE AND DENOMINATIONS.....	9
5.1	STATUS	9
5.2	INTEREST	9 - 11
5.3	REDEMPTION AND PURCHASE	11
5.4	PAYMENTS	11
5.5	PRESCRIPTION.....	11
5.6	REPLACEMENT OF CORPORATE PAPER.....	12
5.7	FURTHER ISSUES	12
5.8	NOTICES	12
5.9	USE OF PROCEEDS	12
5.10	SECURITY ISSUANCE PROCEDURES AND SETTLEMENT AND SECONDARY MARKETING ACTIVITY	12
6.0	RISK FACTORS.....	13 - 15
6.1	OPERATING RESULTS.....	13
6.1.1	FOREIGN CURRENCY RISK.....	13
6.1.2	LIQUIDITY CONSIDERATIONS	13 - 14
6.1.3	MARKET RISK.....	14
6.1.4	CREDIT RISK.....	14
6.1.5	ECONOMIC RISK	14-15
6.1.6	NATURAL DISASTERS	15
6.2	SUITABILITY	15
7.0	COMPANY BACKGROUND INFORMATION.....	15 - 16
8.0	INCORPORATION	16 -17
9.0	PARTICULARS OF LISTED AND UNLISTED SECURITIES ISSUED	17
10.0	BOARD OF DIRECTORS.....	18 - 24
10.1	BUSINESS EXPERIENCE OF DIRECTORS	18 - 19
10.1.1	BOARD CHARTER	20
10.1.2	ROLES AND RESPONSIBILITIES OF THE BOARD	20
10.1.3	DIRECTOR INDEPENDENCE AND NON-EXECUTIVE DIRECTORS	20
10.1.4	QUALITY AND SUPPLY OF INFORMATION TO THE BOARD	20
10.1.5	CORPORATE SECRETARY	21
10.1.6	CONFLICT OF INTEREST	21
10.1.7	STRUCTURED TRAINING PROGRAMME FOR DIRECTORS	21
10.1.8	EXECUTIVE COMMITTEE.....	21
10.1.9	AUDIT COMMITTEE.....	21 - 22
10.1.10	STRATEGY COMMITTEE	22
10.1.11	HUMAN RESOURCES COMMITTEE	22
10.1.12	THE ECHMB'S BEST PRACTICE	22
10.2	OTHER DIRECTORSHIP HELD BY DIRECTORS.....	23
10.3	SUMMARY OF BY-LAWS RELEVANT TO DIRECTORS.....	23

10.4	INTERNAL RELATIONSHIPS.....	24
10.5	DIRECTORS REMUNERATION	24
10.6	LEGAL PROCEEDINGS.....	24
11.0	SHAREHOLDING.....	24 - 25
12.0	MANAGEMENT.....	26
13.0	OPERATIONAL POLICIES	26 - 27
14.0	FUNDING, PROJECTIONS AND FINANCIAL POSITIONS	27
15.0	SECURITY ISSUANCE PROCEDURES, CLEARING AND SETTLEMENT, REGISTRATION OF OWNERSHIP AND SECONDARY MARKET ACTIVITY	27
16.0	GENERAL INFORMATION	28
17.0	STATEMENT BY THE DIRECTORS OF ECHMB	28

APPENDICES

APPENDIX - 1 AUDITED FINANCIAL STATEMENTS FOR THE YEAR ENDED 31st MARCH 2014

APPENDIX - 2 AUDITED FINANCIAL STATEMENTS FOR THE YEAR ENDED 31st MARCH 2015

APPENDIX - 3 UNAUDITED FINANCIAL STATEMENTS FOR PERIOD ENDED 31st OCTOBER 2015

APPENDIX - 4 ECSE's LIST OF LICENSED INTERMEDIARIES

*****oOo*****

1.0 GENERAL INFORMATION ON THE CORPORATE PAPER

Issuer: Eastern Caribbean Home Mortgage Bank (ECHMB)

Address: ECCB Complex, Bird Rock Road
P.O. Box 753, Basseterre, St. Kitts

Email: info@echmb.com

Telephone No.: 1-869-466-7869

Facsimile No.: 1-869-466-7518

Date Established Under Agreement: 27th May 1994

Registered Office: ECCB Agency Office, Monckton Street, St. George's, Grenada

Contact persons: Randy Lewis, ACA; FCCA, MBA; AccDir – Chief Executive Officer
Shanna Herbert, ACCA – Chief Financial Officer (Ag)
P. O. Box 753, Basseterre
St. Kitts, West Indies

Arranger & Lead Broker: ECFH Global Investment Solutions Limited

Address: 5th Floor, Financial Centre Building
#1 Bridge Street, P.O. Box 1860
Castries, Saint Lucia

Email: info@ecfhglobalinvestments.com

Telephone No.: 1(758) 456-6826

Facsimile No.: 1(758) 456-6733

Contact Persons: Lawrence Jean – Broker Relationship Manager
Melford Francis – Senior Merchant Banking Officer

Date of Publication: January 2016

Purpose of Issues: To redeem the following Bonds:

Bond	Tranche	Amount
Bond-26	1	\$30,000,000
Bond-26	2	\$30,000,000
Bond-24	2	\$31,200,000
Bond-23	2	\$18,770,000
Bond-26	3	\$27,637,000

Offer Period: 1st April 2016 to 28th December 2016

Amount of Issues: One hundred thirty seven million, six hundred and seven thousand dollars.
(\$137,607,000)

2.0 ECHMB STATEMENT

- 2.1 The Prospectus has been delivered to the Eastern Caribbean Securities Regulatory Commission for approval in accordance with the Securities (Prospectus) Regulations 2001. ECHMB accepts responsibility for all information provided with regards to the \$137,607,000 Secured Fixed Rate (Tax-Free) Corporate Paper. ECHMB has taken all reasonable care to ensure that the facts stated herein in relation to the Bank are true and accurate in all material respects and that there are no other facts the omission of which makes misleading any statement herein in relation as aforesaid whether of fact or opinion. ECHMB accepts responsibility accordingly. Approval in accordance with the Securities (Prospectus) Regulations 2001 was sought and received from the Eastern Caribbean Securities Regulatory Commission.
- 2.2 In connection with the issue and sale of the \$137,607,000 Secured Fixed Rate (Tax-Free) Corporate Paper, no person is authorized to give any information or to make any representations not contained in this document, and ECHMB accepts no responsibility for any such information or representation.
- 2.3 In this document all references to “dollars” or “\$” are to Eastern Caribbean Dollars except for the Caribbean Development Bank Long Term Loan in Section 3.0 Corporate Paper Terms and Conditions-Security, and all references to “Member Territories” refer to Member Territories encompassed by the Eastern Caribbean Home Mortgage Bank Agreement Act, No. 8 of 1995.

3.0 CORPORATE PAPER TERMS AND CONDITIONS

<u>Issuer</u>	:	Eastern Caribbean Home Mortgage Bank (“ECHMB”)																				
<u>Instrument Type</u>	:	Secured Fixed Rate (Tax-free) Corporate Paper.																				
<u>Auction Dates & Settlement Dates</u>	:	<table><tr><th>Tranche</th><th>Auction Date</th><th>Settlement Date</th></tr><tr><td>1st Tranche</td><td>1st April 2016</td><td>4th April 2016</td></tr><tr><td>2nd Tranche</td><td>31st May 2016</td><td>1st June 2016</td></tr><tr><td>3rd Tranche</td><td>1st July 2016</td><td>4th July 2016</td></tr><tr><td>4th Tranche</td><td>28th September 2016</td><td>29th September 2016</td></tr><tr><td>5th Tranche</td><td>27th December 2016</td><td>28th December 2016</td></tr></table>	Tranche	Auction Date	Settlement Date	1 st Tranche	1 st April 2016	4 th April 2016	2 nd Tranche	31 st May 2016	1 st June 2016	3 rd Tranche	1 st July 2016	4 th July 2016	4 th Tranche	28 th September 2016	29 th September 2016	5 th Tranche	27 th December 2016	28 th December 2016		
Tranche	Auction Date	Settlement Date																				
1 st Tranche	1 st April 2016	4 th April 2016																				
2 nd Tranche	31 st May 2016	1 st June 2016																				
3 rd Tranche	1 st July 2016	4 th July 2016																				
4 th Tranche	28 th September 2016	29 th September 2016																				
5 th Tranche	27 th December 2016	28 th December 2016																				
<u>Issue Dates & Issue Amounts</u>	:	<table><tr><th>Tranche</th><th>Issue Date</th><th>Issue Amount</th></tr><tr><td>1st Tranche</td><td>4th April 2016</td><td>\$30,000,000</td></tr><tr><td>2nd Tranche</td><td>1st June 2016</td><td>\$30,000,000</td></tr><tr><td>3rd Tranche</td><td>4th July 2016</td><td>\$31,200,000</td></tr><tr><td>4th Tranche</td><td>29th September 2016</td><td>\$18,770,000</td></tr><tr><td>5th Tranche</td><td>28th December 2016</td><td>\$27,637,000</td></tr></table>	Tranche	Issue Date	Issue Amount	1 st Tranche	4 th April 2016	\$30,000,000	2 nd Tranche	1 st June 2016	\$30,000,000	3 rd Tranche	4 th July 2016	\$31,200,000	4 th Tranche	29 th September 2016	\$18,770,000	5 th Tranche	28 th December 2016	\$27,637,000		
Tranche	Issue Date	Issue Amount																				
1 st Tranche	4 th April 2016	\$30,000,000																				
2 nd Tranche	1 st June 2016	\$30,000,000																				
3 rd Tranche	4 th July 2016	\$31,200,000																				
4 th Tranche	29 th September 2016	\$18,770,000																				
5 th Tranche	28 th December 2016	\$27,637,000																				
<u>Tenors</u>	:	<table><tr><th>Tranche</th><th>Tenor</th><th>Redemption Date</th></tr><tr><td>1st Tranche</td><td>365 days</td><td>4th April 2017</td></tr><tr><td>2nd Tranche</td><td>365 days</td><td>1st June 2017</td></tr><tr><td>3rd Tranche</td><td>365 days</td><td>4th July 2017</td></tr><tr><td>4th Tranche</td><td>365 days</td><td>29th September 2017</td></tr><tr><td>5th Tranche</td><td>365 days</td><td>28th December 2017</td></tr></table>	Tranche	Tenor	Redemption Date	1 st Tranche	365 days	4 th April 2017	2 nd Tranche	365 days	1 st June 2017	3 rd Tranche	365 days	4 th July 2017	4 th Tranche	365 days	29 th September 2017	5 th Tranche	365 days	28 th December 2017		
Tranche	Tenor	Redemption Date																				
1 st Tranche	365 days	4 th April 2017																				
2 nd Tranche	365 days	1 st June 2017																				
3 rd Tranche	365 days	4 th July 2017																				
4 th Tranche	365 days	29 th September 2017																				
5 th Tranche	365 days	28 th December 2017																				
<u>Coupon Rates</u>	:	1 st Tranche-Competitive Uniform Price Auction up to a maximum of 3.00% 2 nd Tranche-Competitive Uniform Price Auction up to a maximum of 3.00% 3 rd Tranche-Competitive Uniform Price Auction up to a maximum of 3.00% 4 th Tranche-Competitive Uniform Price Auction up to a maximum of 3.00% 5 th Tranche-Competitive Uniform Price Auction up to a maximum of 3.00%																				
<u>Over-Allotment Option</u>	:	No Over-Allotment Option																				
<u>Registrar, Transfer and Paying Agent</u>	:	Eastern Caribbean Central Securities Registry (ECCSR) ECCB Complex, P. O. Box 94, Bird Rock Road, Basseterre, St. Kitts.																				
<u>Use of Proceeds</u>	:	To redeem the following Bonds: <table><tr><th>Bond</th><th>Tranche</th><th>Amount</th></tr><tr><td>Bond-26</td><td>1</td><td>\$30,000,000</td></tr><tr><td>Bond-26</td><td>2</td><td>\$30,000,000</td></tr><tr><td>Bond-24</td><td>2</td><td>\$31,200,000</td></tr><tr><td>Bond-23</td><td>2</td><td>\$18,770,000</td></tr><tr><td>Bond-26</td><td>3</td><td>\$27,637,000</td></tr></table>			Bond	Tranche	Amount	Bond-26	1	\$30,000,000	Bond-26	2	\$30,000,000	Bond-24	2	\$31,200,000	Bond-23	2	\$18,770,000	Bond-26	3	\$27,637,000
Bond	Tranche	Amount																				
Bond-26	1	\$30,000,000																				
Bond-26	2	\$30,000,000																				
Bond-24	2	\$31,200,000																				
Bond-23	2	\$18,770,000																				
Bond-26	3	\$27,637,000																				
<u>Interest Payments & Due Dates</u>	:	Semi-annually in arrears commencing six (6) months after each Issue Date, for the duration of the Corporate Paper. If the applicable Interest Payment Date would otherwise fall on a day which is not a Business Day it shall be postponed to the next day which is a Business Day unless it would thereby fall in the next calendar month. In the latter event the Interest Payment Date shall be the date of the immediately preceding day which is a Business Day.																				

Principal Repayment

Bullet at maturity

Security

- :
- : Fixed and floating charges on the assets of ECHMB, ranking pari passu with ECHMB's Existing Bonds and the Caribbean Development Bank (CDB) Long Term Loan of US\$10,000,000 pursuant to a Loan Agreement of 31st January 2008.

Issuer Rating

- : On the 30th June 2015, CariCRIS assigned ratings of CariBBB+ (Foreign and Local Currency Rating) for the debt issue of the size of USD\$30,000,000.

Minimum Bid

- : The Corporate Paper will be issued with a minimum bid amount of \$5,000.

Governing Law

- : The Issue will be governed according to the laws of Grenada.

Trading Platform

- : Each Tranche of the Corporate Paper will be issued on the Eastern Caribbean Securities Market (ECSM).

Method of Issue

- : Uniform Price Auction

Trading Symbol

- : The trading symbols will be:-

Tranche	Trading Symbol
1 st Tranche	HMB040417
2 nd Tranche	HMB010617
3 rd Tranche	HMB040717
4 th Tranche	HMB290917
5 th Tranche	HMB281217

Bidding Parameters

- : Each investor will be allowed one bid with the option to increase the amount of the bid at any time during the bidding period.

Broker Fees

- : Investors can participate in the issue through the services of any of the Licensed Intermediaries, on such terms and such conditions as may be determined by the Intermediary.

Expenses of the Offer

- : The expenses associated with this \$137,607,000 Corporate Paper are estimated at \$300,000, including costs of marketing the Issues and preparation and printing of the Prospectus, payable by ECHMB.

There is no commission payable by ECHMB to any person in consideration of his agreeing to subscribe for the Corporate Paper or his procuring or agreeing to procure subscriptions for this Corporate Paper.

List of Licensed Intermediaries who are Members of the ECSE

- Bank of Saint Vincent and the Grenadines Limited
- ECFH Global Investment Solutions Limited
- First Citizens Investment Services Limited
- St. Kitts Nevis Anguilla National Bank Limited
- The Bank of Nevis Limited.

4.0 CORPORATE PAPER ADMINISTRATION AND MANAGEMENT

- 4.1 The Corporate Paper will be in registered transferable form without interest coupons. The issue was authorized by the Board of Directors of the Eastern Caribbean Home Mortgage Bank on 19th October 2015 in conformity with the provisions of the Eastern Caribbean Home Mortgage Bank Agreement Act, No. 8 of 1995, and is also guided by the following:-

- Corporate Resolution dated 19th October 2015, authorizing the Corporate Paper.

- 4.2 The foregoing documents will be available for inspection during usual business hours on any weekday (public holidays excepted) for a period of thirty (30) days from the date of issuance of this Prospectus. The foregoing documents will also be available prior to the Settlement Date at the office of the Eastern Caribbean Home Mortgage Bank, ECCB Complex, Bird Rock Road, P. O. Box 753, Basseterre, St. Kitts and will also be available for inspection at the Offices of Licensed Intermediaries listed in Section 3.0 above.

5.0 TITLE AND DENOMINATIONS

The Corporate Paper shall be transferable as personal property, and title will pass upon registration of a proper instrument of transfer. The Corporate Paper will be held in a dematerialized form and the instrument of transfer will be accompanied by Certification of ownership delivered to the investor by the ECCSR. ECHMB and the ECCSR may treat the registered holder of any Corporate Paper as the absolute owner thereof (whether or not such Corporate Paper shall be overdue and notwithstanding any notice of ownership or writing thereon or any notice of previous loss or theft or of trust or other interest therein) and the Register of Investors shall (in the absence of willful default, bad faith or manifest error) at all times be conclusive evidence of the value of each investor for the purpose of making payment and for all other purposes. The Corporate Paper will be issued with the minimum bid of \$5,000. Each investor will be notified by the ECCSR of the amount of the investment and provide Certification of ownership and investor identification account information.

5.1 Status

The principal monies and interest represented by the Corporate Paper will be direct, unconditional and secured obligations of ECHMB and will rank *pari passu*, without any preference among themselves.

5.2 Interest

5.2.1 Accrual of Interest

The Corporate Paper will bear interest from and including the “Issue Date” (which expression means 4th April 2016 for the 1st Tranche; 2nd Tranche – 1st June 2016; 3rd Tranche – 4th July 2016; 4th Tranche – 29th September 2016; and 5th Tranche – 28th December 2016. Interest in respect of the amount of Corporate Paper represented by each registered Issue will accrue from day to day and will cease to accrue from the due date for repayment thereof. A year represents 365 days.

5.2.2 Interest Payment Dates, Interest Periods and Arrears of Interest.

Interest in respect of the Corporate Paper shall be payable on each Interest Payment Date, in respect of the Interest Period ending on the day immediately preceding such date. Any interest in respect of the Corporate Paper not paid on an Interest Payment Date, together with any other interest in respect thereof not paid on any other Interest Payment Date shall, so long as the same remains unpaid constitute “Arrears of Interest”. Arrears of Interest may at the option of ECHMB

be paid in whole or in part at any time upon the expiration of not less than seven days' notice to such effect given to the Investors, but all Arrears of Interest in respect of all Issues for the time being outstanding shall become due in full on the date fixed for any repayment pursuant to Section 5.7 below or on maturity of the Corporate Paper whichever is the earlier. If notice is given by ECHMB of its intention to pay the whole or any part of Arrears of Interest, ECHMB shall be obliged to do so upon the expiration of such notice. Arrears of Interest shall not themselves bear interest.

As used herein:

“Interest Payment Date” means the date falling six calendar months after the Issue Date and thereafter each date which falls six calendar months after the immediately preceding Interest Payment Date i.e. 4th October 2016 and 4th April 2017 for the 1st Tranche; 2nd Tranche – 1st December 2016 and 1st June 2017; 3rd Tranche – 4th January and 4th July 2017; 4th Tranche – 29th March and September 2017; and 5th Tranche – 28th June and December 2017. If the applicable Interest Payment Date would otherwise fall on a day which is not a Business Day (as defined below) it shall be postponed to the next day which is a Business Day unless it would thereby fall in the next calendar month. In the latter event the Interest Payment Date shall be the date immediately proceeding the day which is a Business Day. If for any reason an Interest Payment Date is so determined by the Paying Agent (as defined in sub-paragraph (c) below) to be, or to be deemed to be, the last Business Day of any calendar month all subsequent Interest Payment Dates shall (subject as provided below) be the last Business Day of 4th October 2016 and 4th April 2017 for the 1st Tranche; 2nd Tranche – 1st December 2016 and 1st June 2017; 3rd Tranche – 4th January and 4th July 2017; 4th Tranche – 29th March and September 2017; and 5th Tranche – 28th June and December 2017. If, however, after the determination of an Interest Payment Date the same is declared or determined not to be a Business Day then that Interest Payment Date will be re-determined on the above basis (*mutatis mutandis*) except that if such re-determination fails to be made 14 days or less before that Interest Payment Date as originally determined then that Interest Payment Date as re-determined will be postponed to the next day which is a Business Day even though such Business Day falls in the next calendar month. Subsequent Interest Payment Dates will in such event, nevertheless be determined as if that re-determined Interest Payment Date had fallen on the last Business Day of the calendar month in which it was originally determined to fall.

“Interest Period” means the period from and including one Interest Payment Date (or, as the case may be, the Issue Date) up to but excluding the next (or first) Interest Payment Date. “Business Day” means a day on which Commercial Banks are open for business in the Federation of St Kitts and Nevis.

5.2.3 Rate of Interest

The Rates of Interest are fixed for the duration of the Corporate Paper as follows:-

- 1st Tranche-Competitive Uniform Price Auction up to a maximum of 3.00%
- 2nd Tranche-Competitive Uniform Price Auction up to a maximum of 3.00%
- 3rd Tranche-Competitive Uniform Price Auction up to a maximum of 3.00%
- 4th Tranche-Competitive Uniform Price Auction up to a maximum of 3.00%
- 5th Tranche-Competitive Uniform Price Auction up to a maximum of 3.00%

5.2.4 Notifications to be final

All notifications, opinions, determinations, certificates, calculations, quotations and decisions given, expressed, made or obtained for the purposes of this Section 5, by the Paying Agent, shall (in the absence of willful default, bad faith or manifest error) be binding on ECHMB, and (in the absence as aforesaid) no liability to the investors shall attach to the Paying Agent in connection with the exercise or non-exercise by them of their powers, duties and discretion.

5.3 Redemption and Purchase

5.3.1 Redemption

The Corporate Paper shall be redeemed on the following dates:-

Tranche	Amount	Date
1	\$30,000,000	4 th April 2017
2	\$30,000,000	1 st June 2017
3	\$31,200,000	4 th July 2017
4	\$18,770,000	29 th September 2017
5	\$27,637,000	28 th December 2017

5.3.2 Services of Registrar, Transfer and Paying Agent

Upon purchase of the Corporate Paper by investors, the ECCSR will provide the services of Registrar, Transfer and Paying Agent to ECHMB's Corporate Paper. Accordingly, the register of Investors will be transferred and maintained electronically by the ECCSR. The ECCSR is a subsidiary of the ECSE. The ECCSR operates in a dematerialized environment.

The ECCSR will send to each investor a notification regarding the investors' investments in ECHMB's Corporate Paper and provide them with an update of their ownership every six months. Furthermore, every time there is a movement in the respective Accounts, the ECCSR will send the investors an activity statement confirming the transactions, which will represent certification of ownership.

Investors will be given an Investor ID and Registry Account Number. The Investor ID is a nine-digit number followed by a two (2) alpha character country code. All joint holders are required to designate one of the joint holders to have responsibility for operating the Account, or the Account will have to be operated jointly.

5.4 Payments

Payments in respect of the Principal and Interest will be made by cheque drawn on a bank in any of the Eastern Caribbean Territories and by direct deposit to designated accounts. Cheques in respect of interest payments only will be mailed to investors at the addresses appearing in the register of Investors.

5.5 Prescription

Any Principal and Interest payable that remains outstanding after the maturity date of the Corporate Paper shall be held by ECSE in trust for the benefit of the Investor, for a period not exceeding seven (7) years after which all such amounts will be transferred to the Eastern Caribbean Central Bank, for the benefit of the Investors.

5.6 Replacement of Corporate Paper

Confirmation of ownership of a Corporate Paper to be replaced or otherwise shall be obtained directly from the Registrar, Transfer and Paying Agent at all times, on payment of such costs as may be incurred in connection therewith.

5.7 Further Issues

ECHMB will be at liberty from time to time without the consent of the Investors to create and issue further Issues either ranking *pari passu* in all respects (or in all respects save for the first payment of interest thereon) with the Corporate Paper upon such terms as to interest, conversion, repayment and otherwise as ECHMB may at the time of the issue thereof determine.

5.8 Notices

All notices to the Investors and Corporate Paper holders will be valid if published in a newspaper in each of the member territories of the Eastern Caribbean Currency Union (ECCU). Such notice shall be deemed to have been given on the date of such publication or, if published more than once, on the date of the first such publication.

5.9 Use of Proceeds

To redeem the following Bonds:

Bond	Tranche	Amount
Bond-26	1	\$30,000,000
Bond-26	2	\$30,000,000
Bond-24	2	\$31,200,000
Bond-23	2	\$18,770,000
Bond-26	3	\$27,637,000

5.10 Security Issuance Procedures and Settlement and Secondary Market Activity

The Corporate Paper will be issued on the ECSM. This will operate on the ECSE trading platform for both primary issuance and secondary trading. The pricing methodology to be used for selling the securities will be that of a Competitive Uniform Price Auction. The ECSE and its subsidiaries are responsible for processing, clearance and settlement of securities and providing the Licensed Intermediaries with access to their settlement projections report, which indicates the obligations of the Intermediary.

Licensed Intermediaries are responsible for interfacing with prospective investors, collecting applications for subscriptions and processing bids on the ECSE platform. Successful investors will be informed of their payment obligations and funds deducted from their respective accounts with the Licensed Intermediaries. Refunds in respect of unsuccessful applications will be made to all of the applicants concerned through their Licensed Intermediaries within ten (10) days of the close of the issue. For further information of Licensed Intermediaries please contact the Eastern Caribbean Securities Exchange at info@ecseonline.com or visit its website at www.ecseonline.com

6.0 **RISK FACTORS**

Before embarking on a decision to invest in ECHMB's Corporate Paper, prospective investors should carefully consider all the information contained in the Prospectus. Prospective investors are advised to consult their financial and legal advisors to determine whether these Issues are suitable investments for them. In light of their own financial circumstances and investment objectives, prospective investors should consider among other things the following risk factors.

6.1 **Operating Results**

Operating results have been relatively stable over the last twenty (20) years. In the last thirteen (13) years ECHMB has paid annual dividends equivalent to \$10 per share while maintaining consistency in servicing its debt in respect of its outstanding Bond Issues and the CDB Long-Term Loan. The annual dividend payments were reduced to \$7.50 per share and are expected to remain consistent over the next two (2) years. The following represents the dividend paid for the last five (5) years:

Year	Aggregate Dividend Paid	Date of Payment
2011	2,487,490	20 th September 2011
2012	2,487,490	1 st August 2012
2013	2,487,490	30 th October 2013
2014	2,487,490	4 th November 2014
2015	2,015,618	TBD

The results of primary lending institutions reflect on the performance of the ECHMB, from which it has purchased mortgages, and their capacity to meet the monthly payments on those mortgages. The following are some of the risks associated with investing in ECHMB's Bonds and Corporate Papers:

6.1.1 **Foreign Currency Risk**

Foreign currency risk is the risk that the fair value of the future cash flow of a financial instrument will fluctuate as a result of changes in foreign exchange rates. ECHMB incurs foreign currency risks on transactions that are denominated in a currency other than the functional currency that is the EC Dollar. The main currency giving rise to this risk is the US Dollar, to which the EC Dollar is fixed at the rate of 2.70. At 31st March 2015, ECHMB had the EC Dollar equivalent of US Dollar-denominated Financial Assets of \$3,402,374 and Financial Liabilities of \$15,026,675. ECHMB will continue to institute measures and procedures to manage any risks that may arise.

6.1.2 **Liquidity Considerations**

Liquidity risk is the risk that an investor may not be able to find a buyer within a reasonable time, and any resale may occur on adverse terms. Liquidity may be an important consideration if ECHMB's instruments are bought with the intention of selling them before maturity. It is less important if investors intend to hold the instruments until maturity. The said ECHMB Corporate Paper will have the services of the ECCSR as Registrar, Transfer and Paying Agent. In that regard, the ECCSR may be able to provide details of investors within the group who are desirous of trading their securities. ECHMB cannot guarantee that the market for resale of the Corporate Paper will develop, and become sustainable with sufficient liquidity to allow investors to sell their Corporate Paper. Moreover, even if Corporate Paper holders were to be able to sell their Corporate Paper, the returns may not be comparable to similar investments that have a developed market. Licensed Intermediaries have agreed with the ECSE to use their best efforts to facilitate secondary market transactions in ECHMB's instruments, but the ECSE may discontinue this secondary market support. Consequently there is no guarantee of liquidity.

ECHMB has from time to time facilitated the transfer/repurchase of certain of its instruments or portions of them. But ECHMB provides no assurances of its willingness or ability to repurchase Corporate Paper upon request by an investor. Each Instrument Issue has a role in the management of ECHMB's mortgage portfolio. Accordingly, ECHMB must carefully evaluate possible repurchases prior to maturity, and the impact it would have on portfolio management. In the event that a transfer through ECHMB is feasible, ECHMB would give due consideration to facilitate the process.

6.1.3 Market Risk

Market risk refers to the risk that a security will lose value because of changes in market conditions. The evaluation of market risk depends on an understanding of how an investment will respond to a variety of changes such as the level of interest rate, currency values, and other market factors. The realized value for a debt security which is sold prior to maturity may be more or less than its principal due upon maturity, depending on market conditions at the time of sale. Neither ECHMB nor its Board of Directors can warrant the performance of ECHMB in the future, or the price at which any instrument could be transferred.

6.1.4 Credit Risk

Credit risk is the risk that because of default by the issuer, the investor will not receive all or part of the scheduled interest and principal that the issuer is obligated to pay. Payments on the instruments are to be made indirectly from collections on the mortgage loans that are secured by properties in the member countries. These payments may be adversely affected by, among other things, a failure by primary lending institutions to perform their servicing duties and their obligations to repurchase the mortgage loans that are in arrears. This could materially impair the servicing of the mortgage loans, resulting in losses on the mortgage loans and indirectly resulting in losses on the Bonds and Corporate Paper.

The primary lending institutions, from which mortgages are purchased, have generally been making monthly payments on time. Moreover, there is provision in the Sale and Administration Agreement between ECHMB and the primary lending institution, which requires the primary lending institution to replace mortgages that are in arrears in excess of three (3) months, thus ensuring that the high quality of ECHMB's mortgage portfolio is sustained. However, the performance of ECHMB is contingent on the ability of the primary lending institutions to meet their financial obligations to ECHMB. In that regard, the Board of ECHMB has put in place extensive measures for conducting due diligence of primary lending institutions and reporting systems on mortgages to ensure that the mortgage portfolio remains at a relatively low risk. In addition, ECHMB is embarking on a project that will allow direct interface with the mortgage servicing system of primary lending institutions so that information on the status and performance of the mortgages could be generated in real time.

To mitigate the possibility of credit risk, ECHMB maintains a liquid reserve account sufficient to cover up to one year's interest payments on all of its outstanding Bonds and Corporate Paper.

6.1.5 Economic Risk

The mortgage lending business in which ECHMB is engaged is affected by general economic conditions prevailing in the region and internationally. Movements in interest rates and especially the higher yields offered on Government Bonds, and a weakening of the economies of the region, may have adverse effects on the business of ECHMB.

From time to time the economies of the region have shown signs of weakness in the fiscal and balance of payment positions. The rates of delinquencies, foreclosures and losses on mortgage

loans could increase as a result of adverse changes in general economic conditions. Neither ECHMB nor its Board of Directors could provide assurances that future economic developments, over which ECHMB has no control, will not adversely, affect payments on its issued instruments.

6.1.6 Natural Disasters

Hurricanes and other natural disasters could have a significant negative impact on the housing sector in the region. While every effort is made to ensure that the mortgages which ECHMB purchases are fully covered with life insurance, as well as insurance for fire and other perils, hurricanes could also affect the sources of employment of home owners, thus affecting their loan servicing ability. Hurricanes could have destabilizing effects on the economies of the region with consequential adverse results on the earnings of ECHMB.

6.2 Suitability

ECHMB's Commercial Paper may not be a suitable investment for every prospective investor. Before making the investment, prospective investors should do the following:

- (6.2.1) Review the Financial Statements of ECHMB.
- (6.2.2) Should have sufficient knowledge and experience, or have access to such knowledge and experience, to evaluate the merits and performance of the Corporate Paper, Bonds and Debt Securities market and the information contained in this Prospectus.
- (6.2.3) Should thoroughly understand the terms and conditions and features of the Corporate Paper.
- (6.2.4) Should be able to evaluate the general economic conditions, interest rate movements, trading environment and other factors that may affect the investment.
- (6.2.5) Should have sufficient financial resources and liquidity to bear all risks associated with this Corporate Paper.

The Corporate Paper or Debt Securities market is still at the fledgling stage of its development in the region. Generally, institutional investors and individuals who purchase Debt Securities do so as a way to diversify risk or enhance yields. Investment in Debt Securities should be informed by an evaluation to determine how they will perform under changing conditions and the resulting impact on the overall investment portfolio.

7.0 COMPANY BACKGROUND INFORMATION

- 7.1 The financial system in the ECCU is dominated by commercial banks, which account for more than 70% of total assets. The majority of the banks function as branch operations of large international banks. Most of the countries also have indigenous banks, for which domestic deposits comprise the major source of funds. During the decade of the 1990's the indigenous commercial banks emerged as formidable participants in the banking sector. They have invested large amounts of their funds in residential mortgages for new home construction, existing homes and land acquisition, as well as major home improvements. As a result, most commercial banks witnessed an increase in the percentage of their assets invested in mortgages.
- 7.2 Residential mortgage loans are originated in transactions between home buyers and mortgage lenders in the primary mortgage market. Historically, commercial banks, development banks and mortgage companies have been the primary providers of mortgage capital. On average the commercial banks hold about 25% of their loan portfolios invested in the housing sector, with funding provided mainly from short-term

customers' deposits. The average term to maturity of these mortgages is 15 to 25 years. The asset-liability mismatch between borrowing and lending presents tremendous risks for the liquidity of commercial banks. The secondary market presents an alternative source of funding for mortgages originated by commercial banks.

- 7.3 ECHMB was established as an independent shareholder-owned and privately managed institution. Its mandate is to operate the secondary mortgage market by mobilizing resources for housing finance and providing support to primary lenders. The secondary mortgage market helps to accomplish the following important housing objectives:
- (7.3.1) Correcting cross country imbalances of mortgage credit within ECCU by making funds available to capital deficient areas to finance new mortgage origination;
 - (7.3.2) Allowing primary lenders to originate mortgages for sale rather than to be kept on their books as portfolio investment; and
 - (7.3.3) Standardizing mortgage loans thereby attracting investors who traditionally have not invested in the primary market, thus strengthening the market.
- 7.4 The underlying premise of ECHMB's business is to serve as a source of liquidity for commercial banks. But equally important, is the responsibility to serve as an avenue for facilitating home ownership. In that regard, ECHMB has established partnerships with some institutions that have a similar vision of making mortgages more affordable to borrowers.
- 7.5 ECHMB has issued a total of twenty- six (26) Bonds amounting to \$822.22M and secured a Long Term Loan of \$27.0M. As at 31st March 2015, ECHMB has seven (7) outstanding Bonds and a Long-Term Loan amounting in aggregate to \$199.10M. ECHMB is expected to maintain its presence in the capital market, and thereby replenish its capacity to generate new funding for mortgages. So far, most of the Bonds issued have been fully subscribed, and have been taken up primarily by institutional investors such as commercial banks, insurance companies and pension funds, including regional institutions operating outside the jurisdiction of the ECCU. Individuals have also shown interest in the Bonds offered by ECHMB. The steady expansion of the investor base reflects the favorable disposition of taxes in all the member countries of the ECCU.
- 7.6 On a broader level, the ECSE continues to operate a highly automated regional stock exchange, with supporting infrastructure to facilitate secondary market trading in equity and debt instruments. This initiative provides a platform for creating a secondary market in ECHMB's Bonds and Corporate Paper for the benefit of investors.

8.0 INCORPORATION

- 8.1 The Eastern Caribbean Home Mortgage Bank was established by the Eastern Caribbean Home Mortgage Agreement Act 1994, assented to on 27th May 1994 by the governments of Anguilla, Antigua and Barbuda, The Commonwealth of Dominica, Grenada, Montserrat, Saint Christopher and Nevis, Saint Lucia and Saint Vincent and the Grenadines (collectively referred to as 'the Member Territories').
- 8.2 ECHMB began commercial operations in April 1996. The Bank has been involved in raising funds on the capital market through the issuance of Bonds and the securing of a Long Term Loan from CDB. The proceeds have been used to purchase mortgages and to provide a facility to primary lenders for originating mortgages.

The purposes of the ECHMB, as described in the Eastern Caribbean Home Mortgage Bank Agreement Act are: -

- 8.2.1 to develop and maintain a secondary mortgage market for residential mortgages in member territories;
 - 8.2.2 to contribute to the mobilization and allocation of long term savings for investment in housing;
 - 8.2.3 to support the development of a system of housing finance and provide leadership in the housing and home finance industry;
 - 8.2.4 to promote the growth and development of the money and capital market; and
 - 8.2.5 to improve underwriting practices and to promote services and benefits related to such mortgages.
- 8.3 ECHMB was formally registered in Grenada on 16th September 1996. No Certificate of Incorporation was issued as ECHMB was created by legislative Act and it is the practice in Grenada to file with the Registrar of Companies a copy of the Act, and thereafter all other documents relating to the company. The registered office address of the ECHMB is: ECCB Agency Office, Monckton Street, St. George's, Grenada.

9.0 PARTICULARS OF LISTED AND UNLISTED SECURITIES ISSUED

THE EASTERN CARIBBEAN HOME MORTGAGE BANK					
OUTSTANDING SECURITIES					
31 st December 2015					
Bondholder	Amount	Interest Rate	Maturity Period	Issue Date	Maturity Date
Twenty third (23 rd) Tranche 1	27,637,000	4.00%	4 Years	30 th January 2012	30 th January 2016
Twenty third (23 rd) Tranche 2	18,770,000	4.00%	4 Years	28 th September 2012	28 th September 2016
Twenty fourth (24 th) Tranche 1	21,505,000	3.75%	4 Years	30 th January 2013	30 th January 2017
Twenty fourth (24 th) Tranche 2	31,200,000	3.75%	3 Years	1 st July 2013	1 st July 2016
Twenty fifth (25 th) Tranche 1	24,984,700	4.00%	3 Years	24 th March 2014	24 th March 2017
Twenty six (26 th) Tranche 1	30,000,000	2.50%	277 days	2 nd July 2015	3 rd April 2016
Twenty six (26 th) Tranche 2	30,000,000	1.50%	335 days	2 nd July 2015	30 th December 2016
Caribbean Development Bank (CDB) Long-Term Loan	5,100,000	3.43%	12 Years	5 th March 2009	5 th March 2021
Total	189,196,700				

10.0 **BOARD OF DIRECTORS**

10.1 **Business Experience of Directors**

The Honourable Sir K Dwight Venner Chairman

The Honourable Sir K Dwight Venner is former Governor of the Eastern Caribbean Central Bank (ECCB). He was appointed to the Board of Directors of the ECHMB in 1996, representing the ECCB, the Class A shareholder. Sir K Dwight Venner served in the position of Director of Finance and Planning in the Saint Lucian Government between November 1981 and November 1989. The Honourable Sir Dwight is an Economist by training and was educated at the University of the West Indies, Mona, Jamaica where he obtained both a Bachelor of Science (BSc) and a Master of Science (MSc) Degree in Economics. He served as a Junior Research Fellow at the Institute of Social and Economic Research at the University of the West Indies and then as a Lecturer in Economics from 1974 to 1981.

The Honourable Sir K Dwight Venner has written and published extensively in the areas of Monetary and International Economics, Central Banking, Public Finance, Economic Development, Political Economy and International Economic Relations. Currently, he is a member of the Board of Directors of the Eastern Caribbean Securities Exchange Limited, the Caribbean Knowledge and Learning Network, and a member of the Commission for Growth and Development, World Bank. He is also Chairman the UWI Open Campus Council and was Chairman of the OECS Economic Union Task Force.

The Honourable Sir K Dwight Venner received the award of Commander of the British Empire (CBE) in 1996 in Saint Lucia and was recognised as a Distinguished Graduate of the University of the West Indies on its 50th Anniversary in July 1998. In June 2001 he was awarded Knight Commander of the Most Excellent Order of the British Empire (KBE) in St Vincent and the Grenadines for services to the financial sector. In October 2003, the Honourable Sir Dwight was recipient of an honorary degree, the Doctor of Laws from the University of the West Indies. In December 2011, he was awarded the Saint Lucia Cross for distinguished and outstanding service of national importance to Saint Lucia.

Mailing Address: Eastern Caribbean Home Mortgage Bank, P.O. Box 753, Basseterre, St. Kitts
Telephone No: (869) 466-7869

Mr. Dexter Ducreay Deputy Chairman

Mr. Dexter Ducreay is the General Manager of A.C. Shillingford & Company Limited, Dominica, a position he has held since 2000. He holds a B Sc. (Hons) in Accounting from St. John's University-New York. He was appointed to the Board of Directors in July 2008, representing Class D shareholders. He is a former General Manager of Dominica Water and Sewage Company and is credited with leading the amalgamation of five (5) credit Unions in Dominica which is currently referred to as the National Co-operative Credit Union. He is the President of the National Cooperative Credit Union Limited, Dominica and has in excess of sixteen (16) years of senior level management experience.

Mailing Address: P. O. Box 1870, Roseau, Dominica
Telephone No.: (767) 235 7788

Mr. Gordon Derrick Director

Mr. Gordon Derrick is the Managing Director of G.D.E.C. Limited, Antigua, a position he has held since 2004. Mr. Derrick holds a BSc./Mechanical Engineering from the Florida Institute of Technology and a MBA/Social Science from UWI Cave Hill Campus, Barbados. He was appointed to the Board of Directors

in July 2008, representing Class C shareholders. Mr. Derrick is the General Secretary of the Antigua and Barbuda Football Association and has been elected the new President of the Caribbean Football Union. He is a Director of ACB Mortgage & Trust, Antigua and SCS Promotions Limited, Antigua.

Mailing Address: P. O. Box 359, Lower Fort Road, St. John's, Antigua
Telephone No.: (268) 462 0471

Mrs. Missi P Henderson
Director

Mrs. Missi P Henderson has been with the Dominica Social Security Board for the past eleven (11) years and currently holds the position of Chief Financial Officer. She has the responsibility for directing and controlling the accounting and financial functions including the administration of the Investment portfolio in the National Insurance Program; budget control and risk management.

Prior to joining the Dominica Social Security, Mrs. Henderson worked in the telecommunications industry for thirteen (13) years in senior finance roles including the management of the Capital Efficiency Programme and managed system support to sixteen (16) Cable & Wireless Business Units. She also served on the Supervisory Committee of the Roseau Cooperative Credit Union (now National Cooperative Credit Union).

Mrs. Henderson holds various certifications in Finance, including a BA in Accounting and is currently completing an MSc in Finance and Accounting with the University of Liverpool.

Mailing Address: P. O. Box 772, Cnr. Hanover and Hillsborough Street, Roseau, Dominica
Telephone No.: 1(767) 255- 8324 (W)

Ms. Sharmaine Francois
Director

Ms. Sharmaine Francois has fifteen years progressive senior executive experience in the field of Banking, ten of which were spent in investment banking and business development. Her varied experience covers retail and corporate banking, investment management, securities trading and underwriting, pension fund management and business development.

Ms. Sharmaine Francois holds a B.Sc. in Accounting and Statistics from the University of the West Indies and a Post Graduate Certificate in Business Administration from Manchester Business School, U.K. She is an Accredited Director, having completed the directors' programme with ICSA Chartered Secretaries Canada. Sharmaine has completed several training courses in financial and investment planning, financial counseling and has attended a wide range of training programmes in banking and financial management.

Her career successes include the structuring and arranging of over one billion in corporate and government bond issues on the Regional Government Securities Market (RGSM) and the recipient of the 2012 Corporate Leadership Award from the St. Lucia Chamber of Commerce for her distinguished performance in leading a local financial institution. She has spent most of her career providing sound investment and money management advice to corporate and retail investors throughout the Eastern Caribbean. Sharmaine is the mother of two children, a role she enjoys foremost.

Mailing Address: C/O Bank of Montserrat, P.O. Box 10, Brades, Montserrat
Telephone No.: (664) 491 3843 (w)

10.1.1 Board Charter

The Board is guided by its Charter and the Eastern Caribbean Home Mortgage Bank Agreement which provide references for directors in relation to their roles, powers, duties and functions. Apart from reflecting current best practices and applicable rules and regulations, the Charter and the Eastern Caribbean Home Mortgage Bank Agreement outline processes and procedures to ensure the effectiveness and efficiency of Bank's Board and its Committees. The Charter is updated at regular intervals to reflect changes to the Bank's policies, procedures and processes as well as to incorporate amended relevant rules and regulations.

10.1.2 Roles and Responsibilities of the Board

It is the responsibility of the Board to periodically review and approve the overall strategies, business, organisation and significant policies of the Bank. The Board also sets the Bank's core values and adopts proper standards to ensure that the Bank operates with integrity.

The responsibilities of the Board include the following:-

- reviewing and approving the strategic business plans for the Bank;
- identifying and managing principal risks affecting the Bank;
- reviewing the adequacy and integrity of the Bank's internal controls systems;
- approving the appointment and compensation of the Chief Executive Officer and Senior Management Staff;
- approving new policies pertaining to staff salaries and benefits; and
- approving changes to the corporate organization structure.

10.1.3 Director Independence and Independent Non-executive Directors

The Board consists entirely of Non-Executive Directors which help to provide strong and effective oversight over Senior Management. The Directors do not participate in the day-to-day administration of the Bank and do not engage in any business dealings or other relationships with the Bank (other than in situations permitted by the applicable regulations) in order to ensure that they remain truly capable of exercising independent judgement and act in the best interests of the Bank and its shareholders.

Further, the Board is satisfied and assured that no individual or group of Directors has unfettered powers of decision that could create a potential conflict of interest. Additionally, the Board ensures that all Independent Non-Executive Directors possess the following qualities:-

- ability to challenge the assumptions, beliefs or viewpoints of others with intelligent questioning, constructive and rigorous debating, and dispassionate decision making in the interest of the Bank; and
- willingness to stand up and defend his own views, beliefs and opinions for the ultimate good of the Bank; and a good understanding of the Bank's business activities in order to appropriately provide responses on the various strategic and technical issues confronted by the Board.

10.1.4 Quality and Supply of Information to the Board

In order to effectively discharge its duties, the Board has full and unrestricted access to all information pertaining to the Bank's business and affairs as well as to the advice and services of the Senior Management. In addition to formal Board meetings, the Chairman maintains regular contact with the Chief Executive Officer to discuss specific matters, and the latter assisted by the Company Secretary ensures that frequent and timely communication between the Senior Management and the Board is maintained at all times as appropriate. The Board is regularly kept up to date on and apprised of any regulations and guidelines.

10.1.5 Corporate Secretary

The Corporate Secretary, is responsible for advising the Board on issues relating to corporate compliance with the relevant laws, rules, procedures and regulations affecting the Board and the Bank, as well as best practices of governance. She is also responsible for advising the Directors of their obligations and duties to disclose their interest in securities, disclosure of any conflict of interest in a transaction involving the Bank, prohibition on dealing in securities and restrictions on disclosure of price-sensitive information. All Directors have access to the advice and services of the Corporate Secretary.

10.1.6 Conflict of Interest

In accordance with Article 27 of the Eastern Caribbean Home Mortgage Bank Agreement a Director who is in any way interested, whether directly or indirectly in a contract or proposed contract with the Bank or whose material interest in a company, partnership, undertaking or other business is likely to be affected by a decision of the Board shall disclose the nature of his interest at the first meeting of the Board at which he is present after the relevant facts came to his knowledge. Article 27 further provides that after the disclosure the Director making it shall not vote on the matter and, unless the Board otherwise directs, shall not be present or take part in the proceedings of any Meeting at which the matter is being discussed or decided by the Board.

10.1.7 Structured Training Programme for Directors

Directors are expected to participate in the Directors Education & Accreditation Programme (“DEAP”). This is an advanced director training course, aimed at preparing directors for the important role that they play in the governance of the Bank. The DEAP was developed by the Institute of Chartered Secretaries and Administrators/Chartered Secretaries Canada (ICSA/CSC), in partnership with the law firm of Borden Ladner Gervais, and with contributions from AON Canada.

10.1.8 Executive Committee

Article 22 of the Eastern Caribbean Home Mortgage Bank Agreement provides that the Board may appoint an Executive Committee of the Board, consisting of not less than three Directors drawn from three different classes of shareholders, the General Manager and the Chief Financial Officer of the Bank, to supervise asset and liability management and examine and approve financial commitments in accordance with the regulations and policies established by the Board. The Committee is comprised of the following members:-

- The Honourable Sir K Dwight Venner – Chairman
- Mr. Gordon Derrick
- Mr. Dexter Ducreay
- Ms. Sharmaine Francois
- Mr. Randy Lewis
- Ms. Shanna Herbert

10.1.9 Audit Committee

The Audit Committee provides guidance on the Bank’s systems of accounting and internal controls, thus ensuring the integrity of financial reporting. This Committee also serves as an effective liaison between Senior Management and the External Auditors. The Audit Committee is comprised of the following members:-

- Mr. Dexter Ducreay - Chairman
- Ms. Sharmaine Francois
- Mrs. Missi P. Henderson

The 2015 activities of the Audit Committee included:

- reviewed the Bank's compliance with financial covenants;
- approved the 2015 audit engagement letter;
- reviewed and approved the external audit plan and timetable;
- evaluated the performance of the External Auditors and approved their remuneration;
- reviewed the External Auditors' 2015 management letter and report on the 2015 audit;
- reviewed monthly management accounts;
- examined the implications of changes to International Financial Reporting Standards; and
- approved the 2015 Internal Audit Plan, Internal Audit report and monitored Management's implementation of Internal Auditors' recommendations;

10.1.10 Strategy Committee

The Strategy Committee considers and approves the ECHMB's Strategic Plan and is comprised of the following members:-

- The Honourable Sir K Dwight Venner – Chairman
- Mr. Gordon Derrick
- Mr. Dexter Ducreay
- Mrs. Sharmaine Francois
- Mrs. Missi P. Henderson

The responsibilities of the Strategic Committee include the following:

- reviewed and recommended strategic actions to be taken by the Bank for the Board's approval;
- developed and fostered a risk aware culture within the Bank;
- reviewed and approved risk management strategies, risk frameworks, policies, risk tolerance and risk appetite limits, adequacy of risk management policies and framework in identifying, measuring, monitoring and controlling risks and the extent to which they operate effectively;
- ensured infrastructure, resources and systems are in place for risk management, i.e. that the staff responsible for implementing risk management systems perform those duties independently of the financial institution's risk-taking activities;
- reviewed and assessed the appropriate levels of capital for the Bank, vis-à-vis its risk profile;

10.1.11 Human Resources Committee

The Human Resources Committee is responsible for staff compensation and the approval of amendments to staff policies. The Committee is comprised of the following members:-

- Mr. Gordon Derrick - Chairman
- Mr. Dexter Ducreay
- Mrs. Missi P. Henderson

10.1.12 The ECHMB's Best Practice

- Since incorporation, ECHMB's Board of Directors has been chaired by a non-executive Chairman to ensure independent leadership.
- Shareholders appoint directors every two (2) years in accordance with the Eastern Caribbean Home Mortgage Bank Agreement.
- The five (5) directors are non-executive and are required to declare their interests in any transaction that the ECHMB undertakes.
- Board Committees have the authority to retain independent advisors, as determined necessary by each Committee.
- The Internal Audit function is undertaken by an independent contractor.
- The Audit Committee meets separately with the Internal Auditor

10.2 Other Directorship held by Directors

The Honourable Sir K Dwight Venner, KBE CBE

- Caribbean Knowledge and Learning Network
- Commission on Growth and Development (Member) (World Bank)
- Eastern Caribbean Securities Exchange
- Institute of Connectivity
- OECS Economic Union Task Force
- UWI Open Campus Council

Mr. Gordon Derrick

- General Secretary, Antigua and Barbuda Football Association
- President of the Caribbean Football Union
- ACB Mortgage & Trust, Antigua
- DSC Promotions Limited, Antigua

Mr. Dexter Ducreay

- National Cooperative Credit Union Limited, Dominica

Mrs. Missi P. Henderson

- Marpin 2K4 Ltd

Apart from the “Other Directorships held by Directors” listed in this section of the Prospectus, management is not aware of any other material contracts entered into by the Directors and other third parties.

10.3 Summary of By-laws Relevant to Directors

In accordance with Article 27 of Eastern Caribbean Home Mortgage Bank Agreement Act, No.8 of 1995, the following applies:

- 10.3.1 A Director who is in any way interested, whether directly or indirectly in a contract or proposed contract with the Bank or whose material interest in a company partnership, undertaking or other business is likely to be affected by a decision of the Board shall disclose the nature of his interest at the first meeting of the Board at which he is present after the relevant facts come to his knowledge;
- 10.3.2 A disclosure under paragraph (1) of this article shall be recorded in the minutes of the meeting and after the disclosure the director making it shall not vote on the matter, unless the Board otherwise directs, shall not be present or take part in the proceedings of any meeting at which the matter is being discussed or decided by the Board;
- 10.3.3 A Director shall be treated as having an interest in a contract or proposed contract with the Bank in any matter with which the Bank is concerned if he is director, shareholder, agent or employee of the company or undertaking that is a party to the contract or proposed contract with the Bank or where his spouse, parent, child, brother, or sister or the parent, child, brother or sister of his spouse holds an interest in the company or undertaking;
- 10.3.4 For the purpose of this article, a general notice given to the Board by a director to the effect that he is a member of or otherwise associated with a specific company or undertaking and is to be regarded as interested in any contract which may after the date of the notice, be made with that company or undertaking shall be deemed to be a sufficient declaration of interest in relation to any contract so made.

THE RULES OF ECHMB PROHIBIT DIRECTORS FROM TRADING WITH THE COMPANY.

10.4 Internal Relationships

There is no Family Relationship between any Director and member of Staff of the ECHMB.

10.5 Directors Remuneration

For the year ended 31st March 2015 an amount of \$142,500 was paid to the Directors (2016 Budget: \$142,500).

10.6 Legal Proceedings

There are no pending legal matters.

11.0 SHAREHOLDING

The present shareholders of the ECHMB fall into four (4) categories in accordance with the Eastern Caribbean Home Mortgage Bank Agreement Act, No. 8 of 1995. The authorised capital of the Bank is forty million dollars divided into four hundred thousand shares of one hundred dollars each, in the following classes-

- (a) one hundred thousand Class A shares which may be issued only to the Eastern Caribbean Central Bank;
- (b) sixty thousand Class B shares out of which forty thousand may be issued only to the Social Security Scheme or National Insurance Board and twenty thousand to any Government owned or controlled commercial bank;
- (b) eighty thousand Class C shares which may be issued only to commercial banks, other than a Government owned or controlled commercial bank;
- (d) forty thousand Class D shares which may be issued only to insurance companies and credit institutions;
- (e) forty thousand Class E shares which may be issued only to the International Finance Corporation; and
- (f) eighty thousand Class F shares which may be issued only to the Home Mortgage Bank of Trinidad and Tobago.

Transfer of shares

All shares in the Bank are transferable.

- (1) Class A shares are transferable to a Class B, Class C or Class D shareholder or to a company or institution qualified to be a Class B, Class C or Class D shareholder.
- (2) Class B shares are transferable to a Class A, Class B, Class C or Class D shareholder or to a company or institution qualified to be a Class A, Class B, Class C or Class D shareholder.
- (3) Class C shares are transferable only to Class C or Class D shareholder or to a company or institution qualified to be a Class C or Class D shareholder.
- (4) Class D shares are transferable only to Class C or Class D shareholder or to a company or institution qualified to be a Class C or Class D shareholder.
- (5) Class E and F shares are transferrable to Class C or Class D shareholder or to a company or institution qualified to be a Class C or D shareholder.
- (6) Class E and F shares and such other shares as may be determined by the Council are transferable to non-government related companies or institutions or to other private sector investors and where these shares are transferred to other private sector investors, these investors shall become ordinary shareholders.

SHAREHOLDINGS AS AT 31st MARCH 2015

Class	Institutions	Number	Amount (\$)	%
A	Eastern Caribbean Central Bank	66,812	9,189,920	24.84%
B	Social Security Schemes and National Insurance Boards and Government Controlled Commercial Banks	51,178	7,562,200	20.44%
C	Other Commercial Banks	80,181	11,062,800	29.90%
D	Insurance Companies and Credit Institutions	70,578	9,185,020	24.82%
		<u>268,749</u>	<u>36,999,940</u>	<u>100.00%</u>

The structure of the ECHMB's shareholding fulfils the recommendation that each shareholder has a reasonable chance in participating in the financial and operating policies of the Bank. ECCB is the largest single shareholder and holds 24.84% of the equity of ECHMB.

12.0 MANAGEMENT

- 12.1 The Board of Directors is chaired by the Honourable Sir K Dwight Venner, and is responsible for the strategic direction of the Bank in accordance with the ECHMB Agreement. The Board of Directors is comprised of five (5) non-executive directors appointed for the tenure of two (2) years. To ensure that adequate attention is allocated to tasks which require significant investment in time, the Board has established Committees with approved charters which govern terms of reference, responsibilities and authority. The Executive Committee is responsible for supervising assets and liability management and examination and approval of financial commitments in accordance with the Bank's regulations and policies. The Audit Committee provides guidance on the Bank's systems of accounting and internal controls and thus ensuring the integrity of financial reporting and approves the annual operating budget. This Committee also serves as an effective liaison between executive management and the external auditors. The Human Resources Committee is responsible for staff compensation and the approval of amendments to staff policies. The Strategy Committee considers and approves the Bank's strategic plans.

Article 27 of the Eastern Caribbean Home Mortgage Bank Agreement requires Directors to declare their interest, whether directly or indirectly in a contract or proposed contract with the Bank. There are no contracts between the Directors and the Bank as at 31st March 2015.

- 12.2 ECHMB is currently headed by a Chief Executive Officer, Mr. Randy Lewis, who is a Fellow of the Association of Chartered and Certified Accountant of the UK as well as an Associate of the Institute of Chartered Accountants in England and Wales and holds a Masters in Business Administration from the University of Derby.
- 12.3 The business of the ECHMB is managed through the services of four Departments, each headed by the following persons:
- | | |
|-------------------------------|--|
| (i) Finance | – Ms. Shanna L. Herbert; ACCA |
| (ii) Mortgage | – Ms. Cynthia M. E. Joseph; MBA; CRU |
| (iii) Research and Compliance | – Mr. Dennis S. M. Cornwall; <i>Licentiate. Econ</i> ; CRU |
| (iv) Information Technology | – Mr. Justin Skeete; MCITP |

ECHMB has the capacity to provide technology services to primary lenders that are involved in originating and underwriting mortgage loans. As the technology continues to develop, investors can expect to see a closer integration of the respective national markets. ECHMB is well positioned with qualified professionals to operate successfully in an integrated regional market place, and particularly well equipped to meet investors' needs and interests.

13.0 OPERATIONAL POLICIES

- 13.1 ECHMB has concentrated on purchasing mortgages in the lower middle to upper income category (i.e. homes with minimum appraised values of \$100,000 and the value of the mortgage loan should not exceed \$1,250,000). The limits are reviewed annually to reflect changes in house prices.
- 13.2 In conformity with ECHMB's primary function of buying residential mortgage loans, ECHMB has established standards which financial institutions should meet in order to sell and service loans for ECHMB. These standards are designed to provide assurances that the financial institution will be qualified to originate mortgages of good quality and to service them and be able to carry out the obligations of an eligible lender.
- 13.3 Eligible lenders are permitted to sell mortgage loans without ECHMB becoming involved in detailed reviews of each borrower's credit-worthiness.
- 13.4 ECHMB also gives commitments to purchase mortgages in order to help builders and developers who may require a firm advance commitment from the primary mortgage lenders.

- 13.5 ECHMB supervises servicing by the mortgage lenders of all the mortgage loans, which it purchases and is obligated to perform annual audit checks to ensure that mortgage loans offered for sale are maintained on its underwriting standards.

14.0 FUNDING, PROJECTIONS AND FINANCIAL POSITIONS

- 14.1 Under the Eastern Caribbean Home Mortgage Bank Agreement Act, No. 8 of 1995, ECHMB is authorized to issue Bonds up to a maximum aggregate capital value of \$250,000,000 and the interest payable on those Bonds is exempt from income tax and any other tax including unemployment levy. The Board of ECHMB, on the advice of the Monetary Council, may vary the maximum aggregate capital value of the Bonds.
- 14.2 The major expenses of ECHMB are its cost of borrowing and the fees paid to primary lenders for servicing and administration of the mortgages. The latter has generally been low, given the wholesale nature of ECHMB's operations.
- 14.3 Financial Statements appearing in Appendix -1 and 2 are the Audited Financial Statements of ECHMB for the years ended 31st March 2014 and 2015. Appendix – 3 Unaudited Financial Statements for the period ended 31st October 2015.

15.0 SECURITY ISSUANCE PROCEDURES, CLEARING AND SETTLEMENT, REGISTRATION OF OWNERSHIP AND SECONDARY MARKET ACTIVITY

The Corporate Paper will be issued on the primary market of the ECSM and listed on the secondary market of the ECSE utilizing a Competitive Uniform Price Auction methodology. The ECSE is responsible for dissemination of market information, providing Licensed Intermediaries with market access, administering the bidding process and monitoring and surveillance of the auction.

The ECSE, through the Eastern Caribbean Central Securities Depository (ECCSD), is responsible for facilitating clearance and settlement for securities allotted. The ECCSD ensures that funds are deposited to the issuing corporate's account. The ECSE, through the ECCSR, records and maintains ownership of corporate securities in electronic book-entry form. The ECCSR mails confirmation of proof of ownership letters to all investors who were successful in the auction. The ECCSR will also process corporate action on behalf of issuers.

The Licensed Intermediaries are responsible for interfacing with prospective investors, collecting applications for subscription and processing the same for bidding on the ECSE auction platform. Investors must provide the Licensed Intermediaries with funds to cover the cost of the transaction.

For this particular offering, all commissions and brokerage fees are to be borne by investors. ECHMB is not responsible for any commissions charged by Licensed Intermediaries, the cost of which is the responsibility of the investors. For further information of Licensed Intermediaries please contact the Eastern Caribbean Securities Exchange at info@ecseonline.com or visit its website at www.ecseonline.com. Clients that are successful will be informed of their payment obligations and funds deducted from their respective accounts held with the Licensed Intermediary. In the case where all or part of an investor's bid is not successful, the Licensed Intermediary will inform the investor and the Intermediary will reimburse the funds to the investor by cheque or direct deposit. The ECHMB will receive the full proceeds of the issue on the settlement date of the transaction. There will be no fees deducted from the issue amount.

As an issuer in the ECSM, ECHMB is also subject to the rules, guidelines and procedures of the ECSRC and the ECSE.


16.0 GENERAL INFORMATION

- 16.1 The process of application for the Corporate Paper will open at 9:00 a.m., on the respective Auction Dates and close at 2:00 p.m. on the same day. The full purchase price is payable on application.
- 16.2 Applications must be for \$5,000 or more and will be irrevocable.

17.0 STATEMENT BY THE DIRECTORS OF ECHMB

- 17.1 We declare that to the best of our knowledge the information contained in the Prospectus is in accordance with the facts and the Prospectus makes no omission likely to affect the import of the information. The Financial Statements for the two (2) years ended 31st March 2014 and 31st March 2015 have been prepared in accordance with the Securities Act of 2001 and the Regulations issued by the Eastern Caribbean Securities Regulatory Commission and accordingly we accept responsibility for them.

By Order of the Board



Chairman of Audit Committee, ECHMB

8th January 2015

APPENDICES

Audited Financial Statements for year ended 31st March 2014



Grant Thornton

An instinct for growth™

December 9, 2015

The Directors
Eastern Caribbean Home Mortgage Bank
ECCB Complex
Bird Rock
P.O. Box 753
Basseterre
St. Kitts

Grant Thornton

Corner Bank Street and West
Independence Square
P.O. Box 1038
Basseterre, St. Kitts
West Indies

T +1 869 466 8200
F +1 869 466 9822
www.grantthornton.kn

Dear Sirs,

Re: Eastern Caribbean Home Mortgage Bank

We give our consent, and have not withdrawn such consent, to being named as the Independent Auditors of Eastern Caribbean Home Mortgage Bank for the year ended March 31, 2014 in the Prospectus dated January 2016 and issued by Eastern Caribbean Home Mortgage Bank (the "Prospectus") and for the inclusion in the Prospectus of the Independent Auditors' Report (the "Report") to the Shareholders of the Eastern Caribbean Home Mortgage Bank dated July 3, 2014 in respect of the Financial Statements for the year ended March 31, 2014.

We are not aware, since the date of the Report, of any matter affecting the validity of that Report at that date.

We further consent to, and authorise the use of, the Report in the Prospectus.

Yours truly,

Chartered Accountants
Basseterre
St. Kitts

Eastern Caribbean Home Mortgage Bank

Financial Statements

March 31, 2014

(expressed in Eastern Caribbean dollars)

Grant Thornton
Corner Bank Street and West
Independence Square
P.O. Box 1038
Basseterre, St. Kitts
West Indies

T +1 869 466 8200
F +1 869 466 9822
www.grantthornton.kn

Independent Auditors' Report

To the Shareholders

Eastern Caribbean Home Mortgage Bank

We have audited the accompanying financial statements of **Eastern Caribbean Home Mortgage Bank** which comprise the statement of financial position as of March 31, 2014, and the statements of comprehensive income, changes in equity and cash flows for the year then ended and a summary of significant accounting policies and other explanatory notes.

Management's Responsibility for the Financial Statements

Management is responsible for the preparation and fair presentation of these financial statements in accordance with International Financial Reporting Standards and for such internal control as management determines is necessary to enable the preparation of the financial statements that are free from material misstatement, whether due to fraud or error.

Auditors' Responsibility

Our responsibility is to express an opinion on these financial statements based on our audit. We conducted our audit in accordance with International Standards on Auditing. Those standards require that we comply with ethical requirements and plan and perform the audit to obtain reasonable assurance about whether the financial statements are free from material misstatement.

An audit involves performing procedures to obtain audit evidence about the amounts and disclosures in the financial statements. The procedures selected depend on the auditors' judgement, including the assessment of the risks of material misstatement of the financial statements, whether due to fraud or error. In making those risk assessments, the auditors consider internal control relevant to the entity's preparation and fair presentation of the financial statements in order to design audit procedures that are appropriate in the circumstances, but not for the purpose of expressing an opinion on the effectiveness of the entity's internal control. An audit also includes evaluating the appropriateness of accounting policies used and the reasonableness of accounting estimates made by management, as well as evaluating the overall presentation of the financial statements.

We believe that the audit evidence we have obtained is sufficient and appropriate to provide a basis for our audit opinion.

Opinion

In our opinion, the financial statements present fairly, in all material respects, the financial position of **Eastern Caribbean Home Mortgage Bank** as of March 31, 2014 and its financial performance and its cash flows for the year then ended in accordance with International Financial Reporting Standards.



Chartered Accountants
July 3, 2014
Basseterre, St. Kitts

Eastern Caribbean Home Mortgage Bank

Statement of Financial Position


As at March 31, 2014


(expressed in Eastern Caribbean dollars)

	2014 \$	2013 \$
Assets		
Cash and cash equivalents (note 5)	28,261,958	55,622,261
Securities purchased under agreements to resell (note 6)	20,974,227	20,028,630
Accounts receivable and prepayments (note 7)	60,976	67,309
Investment securities (note 8)	129,861,401	53,133,331
Mortgage loans portfolio (note 9)	148,483,829	200,458,850
Available-for-sale investment (note 10)	100,000	100,000
Motor vehicles and equipment (note 11)	249,527	285,414
Intangible assets (note 12)	25,125	—
Total assets	328,017,043	329,695,795
Liabilities		
Borrowings (note 13)	269,304,595	272,782,798
Other liabilities and accrued expenses (note 14)	1,259,197	1,334,241
Dividends payable (note 15)	600,000	400,000
Total liabilities	271,163,792	274,517,039
Equity		
Share capital (note 16)	36,999,940	36,999,940
Reserves (note 17)	8,710,528	8,040,730
Retained earnings	11,142,783	10,138,086
Total equity	56,853,251	55,178,756
Total liabilities and equity	328,017,043	329,695,795

The notes on pages 1 to 40 are an integral part of these financial statements.

Approved for issue by the Board of Directors on July 3, 2014.

 Chairman

 Director

Eastern Caribbean Home Mortgage Bank

Statement of Comprehensive Income

For the year ended March 31, 2014

(expressed in Eastern Caribbean dollars)

	2014 \$	2013 \$
Interest income (note 18)	20,690,064	24,435,979
Interest expense (note 19)	(12,121,614)	(13,821,535)
Net interest income	8,568,450	10,614,444
Other income (note 20)	40,992	15,220
Operating income	8,609,442	10,629,664
Expenses		
General and administrative expenses (note 21)	(1,793,285)	(2,236,912)
Mortgage administrative fees	(1,565,101)	(1,765,079)
Other operating expenses (note 22)	(889,071)	(868,987)
Total expenses	(4,247,457)	(4,870,978)
Net profit for the year	4,361,985	5,758,686
Other comprehensive income	—	—
Total comprehensive income for the year	4,361,985	5,758,686
Basic earnings per share (note 24)	16.23	21.43

The notes on pages 1 to 40 are an integral part of these financial statements.

Eastern Caribbean Home Mortgage Bank

Statement of Cash Flows

For the year ended March 31, 2014

(expressed in Eastern Caribbean dollars)

	2014 \$	2013 \$
Cash flows from operating activities		
Net profit for the year	4,361,985	5,758,686
Items not affecting cash:		
Amortisation: Bond issue costs (note 13)	338,762	306,065
Depreciation (note 11)	84,082	72,559
Amortisation: Intangible assets (note 12)	3,141	—
Loss/(gain) on disposal of equipment	632	(4,000)
Provision for impairment loss on investment securities (note 8)	—	112,500
Interest income (note 18)	(20,690,064)	(24,435,979)
Interest expense (note 19)	12,121,614	13,821,535
Operating loss before working capital changes	(3,779,848)	(4,368,634)
Changes in operating assets and liabilities:		
Decrease in accounts receivable and prepayments	6,333	26,591
(Decrease)/increase in other liabilities and accrued expenses	(75,044)	650,240
Cash used in operations before interest	(3,848,559)	(3,691,803)
Interest received	19,156,972	22,642,747
Interest paid	(12,494,006)	(13,846,304)
Net cash generated from operating activities	2,814,407	5,104,640
Cash flows from investing activities		
Purchase of investment securities	(90,264,502)	(40,246,575)
Proceeds from maturity of investment securities	14,893,872	20,000,000
Purchase of mortgages	(14,893,872)	(29,310,342)
Proceeds from the pool of mortgages repurchased by primary lenders	25,375,040	11,825,278
Proceeds from principal repayment on mortgages	9,322,782	9,106,970
Increase in mortgages repurchased/replaced	31,401,127	10,438,230
Purchase of motor vehicle and equipment	(48,828)	(173,424)
Purchase of intangible assets	(28,266)	—
Proceeds from disposal of equipment	—	4,000
Net cash (used in)/from investing activities	(24,242,647)	(18,355,863)
Cash flows from financing activities		
Proceeds from bond issues	86,184,700	40,275,000
Repayment of bonds	(86,184,700)	(40,275,000)
Repayment of borrowings	(3,000,000)	(3,000,000)
Payment for bond issue costs	(444,573)	(154,073)
Dividends paid	(2,487,490)	(2,487,490)
Net cash used in financing activities	(5,932,063)	(5,641,563)
Decrease in cash and cash equivalents	(27,360,303)	(18,892,786)
Cash and cash equivalents, beginning of year	55,622,261	74,515,047
Cash and cash equivalents, end of year	28,261,958	55,622,261

The notes on pages 1 to 40 are an integral part of these financial statements.

Eastern Caribbean Home Mortgage Bank

Statement of Changes in Equity For the year ended March 31, 2014

(expressed in Eastern Caribbean dollars)

	Share capital \$	Building reserve \$	Portfolio risk reserve \$	Retained earnings \$	Total \$
Balance at March 31, 2012	36,999,940	3,656,126	3,156,126	8,295,368	52,107,560
Total comprehensive income for the year	—	—	—	5,758,686	5,758,686
Dividends – \$10 per share (note 15)	—	—	—	(2,687,490)	(2,687,490)
Transfer to reserves	—	614,239	614,239	(1,228,478)	—
Balance at March 31, 2013	36,999,940	4,270,365	3,770,365	10,138,086	55,178,756
Total comprehensive income for the year	—	—	—	4,361,985	4,361,985
Dividends – \$10 per share (note 15)	—	—	—	(2,687,490)	(2,687,490)
Transfers to reserves	—	334,899	334,899	(669,798)	—
Transfer to portfolio risk reserve	—	(4,605,264)	4,605,264	—	—
Balance at March 31, 2014	36,999,940	—	8,710,528	11,142,783	56,853,251

The notes on pages 1 to 40 are an integral part of these financial statements.

Eastern Caribbean Home Mortgage Bank

Notes to Financial Statements

March 31, 2014

(expressed in Eastern Caribbean dollars)

1 Incorporation and principal activity

The Governments of Anguilla, Antigua and Barbuda, The Commonwealth of Dominica, Grenada, Montserrat, St. Kitts–Nevis, St. Lucia and St. Vincent and the Grenadines signed an agreement on May 27, 1994, to establish the Eastern Caribbean Home Mortgage Bank (hereinafter referred to as “the Bank”).

The Eastern Caribbean Home Mortgage Bank was formally established on August 19, 1994, in accordance with Article 40 of the Eastern Caribbean Home Mortgage Bank Agreement, which was incorporated in the Eastern Caribbean Home Mortgage Bank Agreement Act, and subsequently passed in the member territories.

The principal activity of the Bank is to buy and sell mortgage loans on residential properties, in order to develop and maintain a secondary market in mortgages.

The registered office of the Bank is located at ECCB Agency Office, Monckton Street, St. George’s, Grenada.

2 Significant accounting policies

The principal accounting policies applied in the preparation of the financial statements are set out below. These policies have been consistently applied to all the years presented, unless otherwise stated.

a) Basis of preparation

The financial statements of the Bank have been prepared in accordance with International Financial Reporting Standards (IFRS) as issued by the International Accounting Standards Board (IASB) and interpretations issued by the International Financial Reporting Interpretations Committee (IFRIC). The financial statements have been prepared under the historical cost convention.

The preparation of financial statements in conformity with IFRS requires the use of certain critical accounting estimates. It also requires management to exercise its judgment in the process of applying the Bank’s accounting policies. The areas involving a higher degree of judgment or complexity, or areas where assumptions and estimates are significant to the financial statements are disclosed in note 4.

b) Changes in accounting policy

New and amended standards adopted by the Bank

There are no IFRS or IFRIC interpretations that are effective for the first time for the financial year beginning on or after April 1, 2013 that would be expected to have a material impact on the Bank.

Eastern Caribbean Home Mortgage Bank

Notes to Financial Statements

March 31, 2014

(expressed in Eastern Caribbean dollars)

2 Significant accounting policies...continued

b) Changes in accounting policy... continued

New standards and interpretations not yet adopted

A number of new standards and amendments to standards and interpretations are effective for annual periods beginning after April 1, 2013 and have not been applied in preparing these financial statements. None of these are expected to have a significant effect on the financial statements of the Bank, except as set out below:

- The IASB aims to replace IAS 39 ‘Financial Instruments: Recognition and Measurement (IAS 39) in its entirety with IFRS 9. To date, the chapters dealing with recognition, classification, measurement and de-recognition of financial assets and liabilities and hedge accounting have been issued. The IASB is still considering limited amendments to the classification and measurement requirements already included in IFRS 9 and are working on finalising the new expected credit loss impairment model. It also has a separate active project on accounting for macro hedging which it continues to work on. The January 1, 2015 mandatory effective date of IFRS 9 has been removed to provide sufficient time for entities to make the transition to the new requirements. However, early adoption is permitted. The IASB will decide upon a new effective date when the entire IFRS 9 project is closer to completion. The Bank’s management have yet to assess the impact of this new standard on the Bank’s financial statements. However, management does not expect to implement IFRS 9 until all of its chapters have been published and its overall impact can be assessed.
- Offsetting Financial Assets and Financial Liabilities (Amendments to IAS 32). The Amendments to IAS 32 add application guidance to address inconsistencies in applying IAS 32’s criteria for offsetting financial assets and financial liabilities in the following two areas:
 - the meaning of ‘currently has a legally enforceable right of set-off’
 - that some gross settlement systems may be considered equivalent to net settlement.

The amendments are effective for annual periods beginning on or after January 1, 2014 and are required to be applied retrospectively. Management does not anticipate a material impact on the Company’s financial statements from these amendments.

There are no other IFRSs or IFRIC interpretations that are not yet effective that would be expected to have a material impact on the Bank.

c) Cash and cash equivalents

Cash comprises cash in hand and demand and call deposits with banks. Cash equivalents are short-term, highly liquid investments that are readily convertible to known amounts of cash, are subject to an insignificant risk of changes in value, and are held for the purpose of meeting short-term cash commitments rather than for investment or other purposes.

Eastern Caribbean Home Mortgage Bank

Notes to Financial Statements

March 31, 2014

(expressed in Eastern Caribbean dollars)

2 Significant accounting policies...continued

d) Securities purchased under agreements to resell

Securities purchased under agreements to resell ('reverse repos') are recorded as loans and advances to other banks or customers, as appropriate. The difference between sale and repurchase price is treated as interest and accrued over the life of the agreements using the effective interest method.

e) Financial assets and liabilities

In accordance with IAS 39, all financial assets and liabilities – which include derivative financial instruments – are recognised in the statement of financial position and measured in accordance with their assigned category.

Financial assets

The Bank allocates its financial assets to the IAS 39 category of: loans and receivables and available-for-sale financial assets. The classification depends on the purpose for which the financial assets were acquired. Management determines the classification of its financial assets at initial recognition.

(i) Loans and receivables

Loans and receivables are non-derivative financial assets with fixed or determinable payments that are not quoted in an active market other than: (a) those that the Bank intends to sell immediately or in the short term, which are classified or held for trading and those that the entity upon initial recognition designates at fair value through profit or loss; (b) those that the Bank upon initial recognition designates as available-for-sale; (c) those for which the holder may not recover substantially all of its initial investment, other than because of credit deterioration.

The Bank's loans and receivables include cash and cash equivalents, Securities purchased under agreements to resell, investment securities, accounts receivables and mortgage loans portfolio.

(ii) Available-for-sale financial assets

Available-for-sale investments are those intended to be held for an indefinite period of time, which may be sold in response to needs for liquidity or changes in interest rates, exchange rates or equity prices.

The Bank's available-for-sale financial assets are separately presented in the statement of financial position.

Recognition and measurement

Regular purchase and sales of financial assets are recognized on trade-date, being the date on which the Bank commits to purchase or sell the asset. Financial assets are initially recognized at fair value plus transaction costs for all financial assets not carried at fair value through profit and loss. Financial assets are derecognized when the rights to receive cash flows from the financial assets have expired or have been transferred and the Bank has transferred substantially all risks and reward of ownership.

Eastern Caribbean Home Mortgage Bank

Notes to Financial Statements

March 31, 2014

(expressed in Eastern Caribbean dollars)

2 Significant accounting policies...continued

e) Financial assets and liabilities...continued

Recognition and measurement...continued

Available-for-sale financial assets are subsequently carried at fair value. Loans and receivables are subsequently carried at amortised cost using the effective interest method. Changes in the fair value of available-for-sale financial assets are recognized in other comprehensive income. However, interest calculated using the effective interest method is recognized in the statement of comprehensive income. Dividends on available-for-sale equity instruments are recognized in the statement of comprehensive income when the entity's right to receive payment is established.

When securities classified as available-for-sale are sold or impaired, the accumulated fair value adjustments recognized in equity are included in the statement of comprehensive income as 'gains and losses from investment securities'.

The fair values of quoted investments in active markets are based on current bid prices. If the market for financial assets is not active (and for unlisted securities), the Bank establishes fair value by using valuation techniques. These include the use of recent arm's length transactions, and other valuation techniques commonly used by market participants.

Financial liabilities

The Bank's financial liabilities are carried at amortised cost. Financial liabilities measured at amortised cost are borrowings and other liabilities and accrued expenses.

Derecognition

Financial assets are derecognised when the contractual rights to receive the cash flows from these assets have ceased to exist or the assets have been transferred and substantially all the risks and rewards of ownership of the assets are also transferred (that is, if substantially all the risks and rewards have not been transferred, the Bank tests control to ensure that continuing involvement on the basis of any retained powers of control does not prevent derecognition). Financial liabilities are derecognised when they have been redeemed or otherwise extinguished.

Reclassification of financial assets

The Bank may choose to reclassify financial assets that would meet the definition of loans and receivables out of the held-for-trading or available-for-sale categories if the Bank has the intention and ability to hold these financial assets for the foreseeable future or until maturity at the date of reclassification.

Reclassifications are made at fair value as of the reclassification date. Fair value becomes the new cost or amortised cost as applicable, and no reversals of fair value gains or losses recorded before reclassification date are subsequently made. Effective interest rates for financial assets reclassified to loans and receivables and held-to-maturity categories are determined at the reclassification date. Further increases in estimates of cash flows adjust effective interest rates prospectively.

Eastern Caribbean Home Mortgage Bank

Notes to Financial Statements

March 31, 2014

(expressed in Eastern Caribbean dollars)

2 Significant accounting policies...continued

f) Classes of financial instruments

The Bank classifies the financial instruments into classes that reflect the nature of information disclosed and take into account the characteristics of those financial instruments. The classification hierarchy can be seen in the table below:

Financial assets	Loans and receivables	Cash and cash equivalents	Bank accounts
		Securities purchased under agreements to resell	Government fixed rated bonds
		Accounts receivables	Primary lenders
		Investment securities	Banks
		Mortgage loans portfolio	Primary lenders
	Available-for-sale financial assets	Available-for-sale investments	
Financial liabilities	Financial liabilities at amortised cost	Borrowings	
		Other liabilities and accrued expenses	

g) Impairment of financial assets

(a) Assets carried at amortised cost

The Bank assesses at the end of each reporting period whether there is objective evidence that a financial asset or group of financial assets is impaired. A financial asset or a group of financial assets is impaired and impairment losses are incurred only if there is objective evidence of impairment as a result of one or more events that occurred after the initial recognition of the asset (a 'loss event') and that loss event (or events) has an impact on the estimated future cash flows of the financial asset or group of financial assets that can be reliably estimated.

Evidence of impairment may include indications that the debtors or a group of debtors is experiencing significant financial difficulty, default or delinquency in interest or principal payments, the probability that they will enter bankruptcy or other financial reorganisation, and where observable data indicate that there is a measurable decrease in the estimated future cash flows, such as changes in arrears or economic conditions that correlate with defaults.

Eastern Caribbean Home Mortgage Bank

Notes to Financial Statements

March 31, 2014

(expressed in Eastern Caribbean dollars)

2 Significant accounting policies...continued

g) Impairment of financial assets...continued

For loans and receivables category, the amount of the loss is measured as the difference between the asset's carrying amount and the present value of estimated future cash flows (excluding future credit losses that have not been incurred) discounted at the financial asset's original effective interest rate. The carrying amount of the asset is reduced and the amount of the loss is recognised in the statement of comprehensive income. If a loan or held-to-maturity investment has a variable interest rate, the discount rate for measuring any impairment loss is the current effective interest rate determined under the contract. As a practical expedient, the group may measure impairment on the basis of an instrument's fair value using an observable market price.

If, in a subsequent period, the amount of the impairment loss decreases and the decrease can be related objectively to an event occurring after the impairment was recognised (such as an improvement in the debtor's credit rating), the reversal of the previously recognised impairment loss is recognised in the statement of comprehensive income.

h) Offsetting financial instruments

Financial assets and liabilities are offset and the net amount reported in the statement of financial position when there is a legally enforceable right to offset the recognised amounts and there is an intention to settle on a net basis, or realise the asset and settle the liability simultaneously.

i) Employee benefits

The Bank's pension scheme is a defined contribution plan. A defined contribution plan is a pension plan under which the Bank pays fixed contributions into a separate entity. The Bank has no legal or constructive obligations to pay further contributions if the fund does not hold sufficient assets to pay all employees the benefits relating to employee service in the current and prior periods.

The Bank pays contributions to a privately administered pension insurance plan. The Bank has no further payment obligations once the contributions have been paid. The contributions are recognised as employee benefit expense when they are due. Prepaid contributions are recognised as an asset to the extent that a cash refund or a reduction in the future payments is available.

j) Provisions

Provisions are recognised when the Bank has a present legal or constructive obligation as a result of past events, it is probable that an outflow of resources will be required to settle the obligation, and the amount has been reliably estimated. Provisions are not recognised for future operating losses.

Where there are a number of similar obligations, the likelihood that an outflow will be required in settlement is determined by considering the class of obligations as a whole. A provision is recognised even if the likelihood of an outflow with respect to any one item included in the same class of obligation may be small.

Eastern Caribbean Home Mortgage Bank

Notes to Financial Statements

March 31, 2014

(expressed in Eastern Caribbean dollars)

2 Significant accounting policies...continued

k) Motor vehicles and equipment...continued

Motor vehicles and equipment are stated at historical cost, less accumulated depreciation. Historical cost includes expenditure that is directly attributable to the acquisition of the items.

Subsequent costs are included in the asset's carrying amount or are recognised as a separate asset as appropriate, only when it is probable that future economic benefits associated with the item will flow to the Bank and the cost of the item can be measured reliably. All other repairs and maintenance are charged to the statement of comprehensive income during the financial period in which they are incurred.

Depreciation is calculated using the straight-line method to allocate their cost to their residual values over their estimated useful lives, as follows:

Furniture and fixtures	15%
Machinery and equipment	15%
Motor vehicle	20%
Computer equipment	33 1/3%

The assets' residual values and useful lives are reviewed, and adjusted if appropriate, at the end of each reporting period.

An asset's carrying amount is written down immediately to its recoverable amount if the asset's carrying amount is greater than its estimated recoverable amount.

Gains and losses on disposals are determined by comparing the proceeds with the carrying amount and are recognised within 'Other income/(loss)' in the statement of comprehensive income.

l) Impairment of non-financial assets

Non-financial assets that are subject to amortisation are reviewed for impairment whenever events or changes in circumstances indicate that the carrying amount may not be recoverable. An impairment loss is recognised for the amount by which the asset's carrying amount exceeds its recoverable amount. The recoverable amount is the higher of an asset's fair value less costs to sell and value in use. For the purposes of assessing impairment, assets are grouped at the lowest levels for which there are separately identifiable cash flows (cash-generating units). Non-financial assets other than goodwill that suffered impairment are reviewed for possible reversal of the impairment at each reporting date.

m) Borrowings

Borrowings are recognised initially at fair value, net of transaction costs incurred. Borrowings are subsequently carried at amortised cost; any difference between the proceeds (net of transaction costs) and the redemption value is recognised in the statement of comprehensive income over the period of the borrowings using the effective interest method.

Eastern Caribbean Home Mortgage Bank

Notes to Financial Statements

March 31, 2014

(expressed in Eastern Caribbean dollars)

2 Significant accounting policies...continued

m) Borrowings ...continued

Fees paid on the establishment of loan facilities are recognised as transaction costs of the loan to the extent that it is probable that some or all of the facility will be drawn down. In this case, the fee is deferred until the draw-down occurs. To the extent there is no evidence that it is probable that some or all of the facility will be drawn down, the fee is capitalised as a prepayment for liquidity services and amortised over the period of the facility to which it relates.

n) Interest income and expense

Interest income and expense are recognised in the statement of comprehensive income for all instruments measured at amortised cost using the effective interest method.

The effective interest method is a method of calculating the amortised cost of a financial asset or a financial liability and of allocating the interest income or interest expense over the relevant period.

The effective interest rate is the rate that exactly discounts estimated future cash payments or receipts through the expected life of the financial instrument or, when appropriate, a shorter period to the net carrying amount of the financial asset or financial liability. When calculating the effective interest rate, the Bank estimates cash flows considering all contractual terms of the financial instrument but does not consider future credit losses.

The calculation includes all fees paid or received between parties to the contract that are an integral part of the effective interest rate, transaction costs and all other premiums or discounts. Once a financial asset or a group of similar financial assets has been written down as a result of an impairment loss, interest income is recognised using the rate of interest to discount the future cash flows for the purpose of measuring the impairment loss.

o) Dividends distribution

Dividends are recognised in equity in the period in which they are approved by shareholders. Dividends for the year which are approved after the reporting date are disclosed as a subsequent event, if any.

p) Foreign currency translation

Functional and presentation currency

Items included in the financial statements are measured using the currency of the primary economic environment in which the Bank operates (the “functional currency”). The financial statements are presented in Eastern Caribbean dollars, which is the Bank’s functional and presentation currency.

Transactions and balances

Foreign currency transactions are translated into the functional currency using the exchange rates prevailing at the dates of the transactions or valuation where items are re-measured. Foreign exchange gains and losses resulting from the settlement of such transactions and from the translation at year-end exchange rates of monetary assets and liabilities denominated in foreign currencies are recognised in the statement of comprehensive income.

Eastern Caribbean Home Mortgage Bank

Notes to Financial Statements

March 31, 2014

(expressed in Eastern Caribbean dollars)

2 Significant accounting policies...continued

Foreign exchange gains and losses that relate to borrowings and cash and cash equivalents are presented in the statement of comprehensive income within 'General and administrative expenses'.

q) Share capital

Ordinary shares are classified as equity.

r) Comparatives

Where necessary, comparative figures have been adjusted to conform with changes in presentation in the current year.

3 Financial risk management

The Bank's aim is to achieve an appropriate balance between risk and return and minimize potential adverse effects on the Bank's financial performance. The Bank defines risk as the possibility of losses of profits, which may be caused by internal factors. Risk is inherent in the Bank's activities but it is managed through a process of ongoing identification, measurement and monitoring. This process of risk management is critical to the Bank's continuing profitability. The Bank is exposed to credit risk, liquidity risk, market risk, interest rate risk and operational risk.

a) Enterprise risk management approach

The Bank continuously enhances its Enterprise Risk Management (ERM) approach towards the effective management of enterprise-wide risks. Key components of the ERM framework include—:

- structure risk governance model incorporating Board and Senior Management oversight;
- sound debt-to-equity ratio and liquidity management process;
- comprehensive assessment of material risks;
- regular controls, reviews, monitoring and reporting; and
- independent reviews by internal/external auditors, credit rating agency and the relevant supervisory authorities domiciled in the ECCU.

The Board of Directors is ultimately responsible for identifying and controlling risks.

Board of Directors

The Board of Directors is responsible for the overall risk management approach and for approving the risk strategies and principles. The Board is responsible for overseeing the Bank's risk management, including overseeing the management of credit risk, market risk, liquidity risk and operational risk.

Eastern Caribbean Home Mortgage Bank

Notes to Financial Statements

March 31, 2014

(expressed in Eastern Caribbean dollars)

3 Financial risk management...*continued*

a) Enterprise risk management approach...*continued*

The Board carries out its risk management oversight function by:

- reviewing and assessing the quality, integrity and effectiveness of the risk management systems;
- overseeing the development of policies and procedures designed to:
- define, measure, identify and report on credit, market, liquidity and operational risk;
- establish and communicate risk management controls throughout the Bank;
- ensuring that the Bank has implemented an effective ongoing process to identify risk, to measure its potential impact against a broad set of assumptions and then to activate what is necessary to pro-actively manage these risks, and to decide the Bank's appetite or tolerance for risks;
- reviewing management reports detailing the adequacy and overall effectiveness of risk management, its implementation by management reports on internal control and any recommendations and confirm that appropriate action has been taken;
- providing an independent and objective oversight and view of the information presented by management on corporate accountability and specifically associated risk; and
- keep the board informed on risk exposures and risk management activities through the submission of periodic reports from management.

b) Risk measurement and reporting systems

Monitoring and controlling risks is primarily performed based on limits established by the Bank and reported in the Bank's policy statement. These limits reflect the business strategy and market environment of the Bank as well as the level of risk that the Bank is willing to accept.

Information compiled is examined in order to analyse, control and identify early risks by undertaking an annual review of the portfolios held by the Bank.

c) Excessive risk concentration

The Bank reviews its mortgage concentration to prevent exposure in excess of twenty percent (20%) of total assets in any one (1) primary lender or group. The Bank manages its mortgage portfolio by focusing on maintaining a diversified portfolio and concentration percentages. Identified concentrations of credit risks are controlled and managed accordingly.

d) Credit risk exposure

The Bank takes on exposure to credit risk, which is the risk of financial loss to the Bank if a customer (Primary Lender) or counterparty to a financial instrument fails to meet its contractual obligations, and arises principally from the Bank's normal trading activity in mortgages. The amount of the Bank's exposure to credit risk is indicated by the carrying amount of its financial assets. Financial instruments which potentially expose the Bank to credit risk consist primarily of mortgage loans, securities purchased under agreements to resell and term deposits.

Eastern Caribbean Home Mortgage Bank

Notes to Financial Statements

March 31, 2014

(expressed in Eastern Caribbean dollars)

3 Financial risk management...continued

d) Credit risk exposure...continued

The table below shows the maximum exposure to credit risk for the components of the statement of financial position.

	Gross Maximum Exposure 2014 \$	Gross Maximum Exposure 2013 \$
Credit risk exposure relating to on-balance sheet position		
Cash and cash equivalents	28,261,338	55,621,761
Securities purchased under agreements to resell	20,974,227	20,028,630
Accounts receivable	36,579	43,929
Investment securities	129,861,401	53,133,331
Mortgage loans portfolio	148,483,829	200,458,850
Available-for-sale investment	100,000	100,000
	327,717,374	329,386,501

The above table represents a worst case scenario of credit exposure to the Bank as at March 31, 2014 and 2013, without taking into account of any collateral held or other enhancements attached. The exposure set out above is based on net carrying amounts as reported in the statement of financial position.

As shown above, 45% of the total maximum exposure is derived from the mortgage loans portfolio (2013: 61%). 40% (2013:16%) of the total maximum exposure represents investments securities.

Management is confident in its ability to continue to control and sustain minimal exposure of credit risk to the Bank resulting from both its mortgage loans portfolio and short-term marketable securities, based on the following:

- *Cash and cash equivalents, securities purchased under agreements to sell and investment securities*
These are held with banks regulated by the Eastern Caribbean Central Bank and collateral is not required for such accounts as management regards the institutions as strong.
- *Mortgage loans portfolio*
A due diligence assessment is undertaken before a pool of mortgages is purchased from the Primary Lender who has to meet the standard requirements of the Bank. Subsequently, annual onsite assessments are conducted to ensure that the quality standards of the loans are maintained.

Eastern Caribbean Home Mortgage Bank

Notes to Financial Statements

March 31, 2014

(expressed in Eastern Caribbean dollars)

3 Financial risk management...continued

d) Credit risk exposure...continued

- *Available-for-sale investments*

Equity securities are held in a reputable securities exchange company in which the Eastern Caribbean Central Bank is the major shareholder.

There were no changes to the Bank's approach to managing credit risk during the year.

e) Management of credit risk

Mortgage loans portfolio

The Bank enters into Sale and Administration Agreements with Primary Lending Institutions for the purchase of residential mortgages with recourse. The terms of the Agreement warrant that any default, loss or title deficiency occurring during the life of a mortgage loan will be remedied by the Primary Lending Institution and the Bank is protected against any resulting loss. As a result of the recourse provision, management believes that no provision is required.

The Bank manages and controls credit risk by limiting concentration exposure to any one Organisation of Eastern Caribbean States (OECS) member state or primary lending institution (for mortgages). It places limits on the amount of risk it is willing to accept for individual counterparties and for geographical and industry concentrations by monitoring exposures in relation to such limits.

The Bank monitors concentration of credit risk by geographic location and by primary lending institutions. The Bank's credit exposure for mortgage loans at their carrying amounts, categorised by individual Eastern Caribbean Currency Union territory is disclosed in Note 9.

Eastern Caribbean Home Mortgage Bank

Notes to Financial Statements

March 31, 2014

(expressed in Eastern Caribbean dollars)

3 Financial risk management...continued

e) Management of credit risk...continued

The table below breaks down the Bank's main credit exposure at the carrying amounts, categorized by geographical regions as of March 31, 2014 with comparatives for 2013. In this table, the Bank has allocated exposure to regions based on the country of domicile of the counterparties.

	St. Kitts & Nevis \$	Other ECCU Member States \$	Barbados \$	Total \$
Cash and cash equivalents	28,261,338	—	—	28,261,338
Securities purchased under agreements to resell	—	20,974,227	—	20,974,227
Accounts receivable	36,579	—	—	36,579
Investment securities	76,935,616	51,688,285	1,237,500	129,861,401
Mortgage loans portfolio	10,243,710	138,240,119	—	148,483,829
Available-for-sale investment	100,000	—	—	100,000
As of March 31, 2014	115,577,243	210,902,631	1,237,500	327,717,374
Cash and cash equivalents	55,621,761	—	—	55,621,761
Securities purchased under agreements to resell	—	20,028,630	—	20,028,630
Accounts receivable	43,929	—	—	43,929
Investment securities	—	51,895,831	1,237,500	53,133,331
Mortgage loans portfolio	15,391,716	185,067,134	—	200,458,850
Available-for-sale investment	100,000	—	—	100,000
As of March 31, 2013	71,157,406	256,991,595	1,237,500	329,386,501

Economic sector concentrations within the mortgage loans portfolio were as follows:

	2014 \$	2014 %	2013 \$	2013 %
Commercial banks	115,709,670	78	146,457,372	73
Credit unions	10,559,406	7	29,378,400	15
Building society	11,686,165	8	12,434,347	6
Development bank	10,243,711	7	11,133,910	6
	148,198,952	100	199,404,029	100

Eastern Caribbean Home Mortgage Bank

Notes to Financial Statements

March 31, 2014

(expressed in Eastern Caribbean dollars)

3 Financial risk management...continued

f) Market risk

Market risk is the risk that changes in market prices, such as interest rate, equity prices, foreign exchange rates and credit spreads (not relating to the obligor's/issuer's credit standing) will affect the Bank's income or the value of its holdings of financial instruments. The objective of market risk management is to manage and control market risk exposures within acceptable parameters, while optimising returns.

The Bank manages interest rate risk by monitoring interest rates daily, and ensuring that the maturity profile of its financial assets is matched by that of its financial liabilities to the extent practicable, given the nature of the business. The directors and management believe that the Bank has limited exposure for foreign currency risk as its foreign current assets and liabilities are denominated in United States Dollars, which is fixed to Eastern Caribbean Dollars at the rate of \$2.70. The Bank has no significant exposure to equity price risk as it has no financial assets which are to be realized by trading in the securities market.

g) Interest rate risk

Interest rate risk is the risk that the value of a financial instrument will fluctuate due to changes in market interest rates. It arises when there is a mismatch between interest-earning assets and interest-bearing liabilities which are subject to interest rate adjustment within a specified period. It can be reflected as a loss of future net interest income and/or a loss of current market values.

Eastern Caribbean Home Mortgage Bank

Notes to Financial Statements

March 31, 2014

(expressed in Eastern Caribbean dollars)

3 Financial risk management...continued

g) Interest rate risk...continued

The following table summarises the carrying amounts of assets and liabilities to arrive at the Bank's interest rate gap based on the earlier of contractual repricing and maturity dates.

	Within 3 months \$	3 to 12 months \$	1 to 5 years \$	Over 5 years \$	Non- interest bearing \$	Total \$
As at 31 March 2014						
Financial assets:						
Cash and cash equivalents	28,261,958	—	—	—	—	28,261,958
Securities purchased under agreements to resell	—	10,000,000	10,947,397	—	26,830	20,974,227
Accounts receivable	—	—	—	—	36,579	36,579
Investment securities	15,000,000	90,567,206	21,000,000	—	3,294,195	129,861,401
Mortgage loans portfolio	2,032,169	5,970,443	27,904,668	112,140,682	435,867	148,483,829
Available-for-sale investment	—	—	—	—	100,000	100,000
Total financial assets	45,294,127	106,537,649	59,852,065	112,140,682	3,893,471	327,717,994
Financial liabilities:						
Borrowings	12,050,000	86,853,300	169,096,700	—	1,304,595	269,304,595
Other liabilities and accrued expenses	—	—	—	—	1,259,197	1,259,197
Dividends payable	—	—	—	—	600,000	600,000
Total financial liabilities	12,050,000	86,853,300	169,096,700	—	3,163,792	271,163,792
Interest Sensitivity Gap	33,244,127	19,684,349	(109,244,635)	112,140,682	729,679	56,554,202

Eastern Caribbean Home Mortgage Bank

Notes to Financial Statements

March 31, 2014

(expressed in Eastern Caribbean dollars)

3 Financial risk management ...continued

g) Interest rate risk...continued

	Within 3 months \$	3 to 12 months \$	1 to 5 years \$	Over 5 years \$	Non- interest bearing \$	Total \$
As at 31 March 2013						
Financial assets:						
Cash and cash equivalents	55,232,755	—	—	—	389,506	55,622,261
Securities purchased under agreements to resell	—	20,000,000	—	—	28,630	20,028,630
Accounts receivable	—	—	—	—	43,929	43,929
Investment securities	20,246,575	30,000,000	—	—	2,886,756	53,133,331
Mortgage loans portfolio	3,442,669	7,097,593	34,488,596	153,782,637	1,647,355	200,458,850
Available-for-sale investment	—	—	—	—	100,000	100,000
Total financial assets	78,921,999	57,097,593	34,488,596	153,782,637	5,096,176	329,387,001
Financial liabilities:						
Borrowings	61,950,000	27,234,700	178,815,300	3,000,000	1,782,798	272,782,798
Other liabilities and accrued expenses	—	—	—	—	1,334,241	1,334,241
Dividends payable	—	—	—	—	400,000	400,000
Total financial liabilities	61,950,000	27,234,700	178,815,300	3,000,000	3,517,039	274,517,039
Interest Sensitivity Gap	16,971,999	29,862,893	(144,326,704)	150,782,637	1,579,137	54,869,962

Eastern Caribbean Home Mortgage Bank

Notes to Financial Statements

March 31, 2014

(expressed in Eastern Caribbean dollars)

3 Financial risk management...continued

h) Foreign currency risk

Foreign currency risk is the risk that the market value of, or the cash flow from, financial instruments will vary because of exchange rate fluctuations. The Bank incurs currency risk on transactions that are denominated in a currency other than the functional currency, the EC Dollar. The main currency giving rise to this risk is the US Dollar. The EC Dollar is fixed to the US Dollar at the rate of 2.70.

The following table summarises the Bank's exposure to foreign currency exchange risk at March 31, 2014 and 2013. Included in the table are the Bank's financial instruments at carrying amounts, categorised by currency.

	Eastern Caribbean Dollar \$	United States Dollar \$	Total \$
At March 31, 2014			
Financial assets			
Cash and cash equivalents	27,063,657	1,198,301	28,261,958
Mortgage loans portfolio	127,646,690	20,837,139	148,483,829
	<u>154,710,347</u>	<u>22,035,440</u>	<u>176,745,787</u>
Financial liabilities			
Borrowings	251,263,991	18,040,604	269,304,595
Net statement of financial position	<u>(96,553,644)</u>	<u>3,994,836</u>	<u>(92,558,808)</u>
At March 31, 2013			
Financial assets			
Cash and cash equivalents	52,959,923	2,662,338	55,622,261
Mortgage loans portfolio	178,740,197	21,718,653	200,458,850
	<u>231,700,120</u>	<u>24,380,991</u>	<u>256,081,111</u>
Financial liabilities			
Borrowings	251,749,939	21,032,859	272,782,798
Net statement of financial position	<u>(20,049,819)</u>	<u>3,348,132</u>	<u>(16,701,687)</u>

Eastern Caribbean Home Mortgage Bank

Notes to Financial Statements

March 31, 2014

(expressed in Eastern Caribbean dollars)

3 Financial risk management ... *continued*

i) Liquidity risk

Liquidity risk is the risk that the Bank will encounter difficulty in raising funds to meet commitments associated with financial instruments. Liquidity risk may result from an inability to sell a financial asset quickly at, or close to, its fair value. Prudent liquidity risk management requires the Bank to maintain sufficient cash and marketable securities, monitoring future cash flows and liquidity on a daily basis and have funding available through an adequate amount of committed facilities.

Due to the dynamic nature of the underlying businesses, the management of the Bank ensures that sufficient funds are held in short-term marketable instruments to meet its liabilities and disbursement commitments when due, without incurring unacceptable losses or risk damage to the Bank's reputation.

The daily liquidity position is monitored by reports covering the position of the Bank. The key measure used by the Bank for managing liquidity risk is the ratio of net liquid assets to cash available for disbursements. For this purpose, net liquid assets are considered as including cash and cash equivalents, resale agreements and short term marketable securities, less loan and bond commitments to borrowers within the coming year.

Eastern Caribbean Home Mortgage Bank

Notes to Financial Statements

March 31, 2014

(expressed in Eastern Caribbean dollars)

3 Financial risk management ... continued

j) Maturities analysis of assets and liabilities

The following table presents the contractual maturities of financial assets and liabilities, on the basis of their earliest possible contractual maturity.

	Within 3 Months \$	3 to 12 months \$	1 to 5 years \$	Over 5 years \$	Total \$
As at March 31, 2014					
Assets:					
Cash and cash equivalents	28,261,958	—	—	—	28,261,958
Securities purchased under agreements to resell	—	10,012,808	10,961,419	—	20,974,227
Accounts receivable	36,579	—	—	—	36,579
Investment securities	16,433,528	92,382,805	21,045,068	—	129,861,401
Mortgage loans portfolio	2,468,036	5,970,443	27,904,668	112,140,682	148,483,829
Available for-sale investment	—	—	—	100,000	100,000
Total assets	47,200,101	108,366,056	59,911,155	112,240,682	327,717,994
Liabilities:					
Borrowings	11,735,319	88,472,576	169,096,700	—	269,304,595
Other liabilities and accrued expenses	1,259,197	—	—	—	1,259,197
Dividends payable	—	600,000	—	—	600,000
	12,994,516	89,072,576	169,096,700	—	271,163,792
Net liquidity gap	34,205,585	19,293,480	(109,185,545)	112,240,682	56,554,202

Eastern Caribbean Home Mortgage Bank

Notes to Financial Statements

March 31, 2014

(expressed in Eastern Caribbean dollars)

3 Financial risk management ... continued

j) Maturities analysis of assets and liabilities ... continued

	Within 3 Months \$	3 to 12 months \$	1 to 5 years \$	Over 5 years \$	Total \$
As at March 31, 2013					
Assets:					
Cash and cash equivalents	55,622,261	—	—	—	55,622,261
Securities purchased under agreements to resell	—	20,028,630	—	—	20,028,630
Accounts receivable	43,929	—	—	—	43,929
Investment securities	20,246,625	32,886,706	—	—	53,133,331
Mortgage loans portfolio	5,090,024	7,097,593	34,488,596	153,782,637	200,458,850
Available for-sale investment	—	—	—	100,000	100,000
Total assets	81,002,839	60,012,929	34,488,596	153,882,637	329,387,001
Liabilities:					
Borrowings	63,820,522	27,429,725	178,579,162	2,953,389	272,782,798
Other liabilities and accrued expenses	1,056,557	277,684	—	—	1,334,241
Dividends payable	—	400,000	—	—	400,000
Total liabilities	64,877,079	28,107,409	178,579,162	2,953,389	274,517,039
Net liquidity gap	16,125,760	31,905,520	(144,090,566)	150,929,248	54,869,962

Eastern Caribbean Home Mortgage Bank

Notes to Financial Statements

March 31, 2014

(expressed in Eastern Caribbean dollars)

3 Financial risk management approach ... *continued*

k) Operational risk

The growing sophistication of the banking industry has made the Bank's operational risk profile more complex. Operational risk is inherent to all business activities and is the potential for financial or reputational loss arising from inadequate or failed internal controls, operational processes or the systems that support them. It includes errors, omissions, disasters and deliberate acts such as fraud. The Bank recognizes that such risks can never be entirely eliminated and manages the risk through a combination of systems and procedures to monitor and document transactions.

The Bank's objective is to manage operational risk so as to balance the avoidance of financial losses and damage to the Bank's reputation with overall cost effectiveness and to avoid control procedures that restrict initiative and creativity. Independent checks on operational risk issues are also undertaken by the internal audit function.

The primary responsibility for the development and implementation of controls to address operational risk is assigned to the Board of Directors. This responsibility is supported by the development of overall Bank standards for the management of operational risk in the following areas:

- requirements for appropriate segregation of duties, including the independent authorisation of transactions;
- requirements for the reconciliation and monitoring of transactions;
- compliance with regulatory and other legal requirements;
- documentation of controls and procedures;
- requirements for the periodic assessment of operational risk faced and the adequacy of controls and procedures to address the risks identified;
- requirements for the reporting of operational losses and proposed remedial action;
- development of contingency plans;
- training and professional development;
- ethical and business standards; and
- risk mitigation, including insurance when this is effective.

l) Capital management

The Bank's objectives when managing capital are to safeguard the Bank's ability to continue as a going concern in order to provide returns for shareholders and benefits for other stakeholders and to maintain an optimal capital structure to reduce the cost of capital.

In order to maintain or adjust the capital structure, the Bank may adjust the amount of dividends paid to shareholders, return capital to shareholders, issue new shares or sell assets to reduce debt.

Eastern Caribbean Home Mortgage Bank

Notes to Financial Statements

March 31, 2014

(expressed in Eastern Caribbean dollars)

3 Financial risk management ... continued

1) Capital management...continued

The Bank monitors capital on the basis of the gearing ratio. This ratio is calculated as total long-term debt divided by total capital. Total long-term debt is calculated as total bonds in issue plus the Caribbean Development Bank long-term loan (as shown in the statement of financial position as “Borrowings”). Total capital is calculated as ‘equity’ as shown in the statement of financial position.

During 2014, the Bank’s strategy, which was unchanged from 2013, was to maintain the gearing ratio within 8:1 and an AA– credit rating. The AA– credit rating has been maintained throughout the period. The gearing ratios at March 31, 2014 and 2013 were as follows:

	2014	2013
	\$	\$
Total Debt	269,304,595	272,782,798
Total Equity	56,853,251	55,178,756
Debt to Equity ratio	4.74	4.94

There were no changes to the Bank’s approach to capital management during the year.

Eastern Caribbean Home Mortgage Bank

Notes to Financial Statements

March 31, 2014

(expressed in Eastern Caribbean dollars)

3 Financial risk management ... continued

m) Fair value estimation

The table below summarises the carrying and fair values of the Bank's financial assets and liabilities.

	Carrying value		Fair value	
	2014 \$	2013 \$	2014 \$	2013 \$
Cash and cash equivalents	28,261,958	55,622,261	28,261,958	55,622,261
Securities purchased under agreements to resell	20,974,227	20,028,630	20,974,227	20,028,630
Accounts receivable	36,579	43,929	36,579	43,929
Investment securities	129,861,401	53,133,331	129,861,401	53,133,331
Mortgage loans portfolio	148,483,829	200,458,850	148,483,829	200,458,850
Available-for-sale investment	100,000	100,000	100,000	100,000
Total assets	327,717,994	329,387,001	327,717,994	329,387,001
Borrowings	269,304,595	272,782,798	269,304,595	272,782,798
Other liabilities and accrued expenses	1,259,197	1,334,241	1,259,197	1,334,241
Dividends payable	600,000	400,000	600,000	400,000
	271,163,792	274,517,039	271,163,792	274,517,039

Fair value amounts represent estimates of the consideration that would currently be agreed upon between knowledgeable, willing parties who are under no compulsion to act and is best evidenced by a quoted market value, if one exists. Accordingly, fair values are equal to their carrying values due to their short-term nature.

Mortgage loans portfolio represents residential mortgages and outstanding balances are carried based on its principal and interests. The fair values of mortgages are equal to their carrying values.

The Bank's available-for-sale investments are not actively traded in organised financial markets, and fair value is determined using discounted cash flow analysis, which requires considerable judgement in interpreting market data and developing estimates.

Eastern Caribbean Home Mortgage Bank

Notes to Financial Statements

March 31, 2014

(expressed in Eastern Caribbean dollars)

3 Financial risk management ... *continued*

m) Fair value estimation... *continued*

Accordingly estimates contained herein are not necessarily indicative of the amounts that the Bank could realise in a current market exchange. The use of different assumptions and/or estimation methodologies may have a material effect on the estimated fair values. The fair value information for available-for-sale investments is based on information available to management as of the dates presented. Management is not aware of any factors that would significantly affect the estimated fair value amounts.

Financial instruments where carrying value is equal to fair value due to their short-term maturity, the carrying value of financial instruments are equal to their fair values. These include cash and cash equivalents, accounts receivable, other assets and other liabilities.

The fair values of the floating rate debt securities in issue is based on quoted market prices where available and where not available is based on a current yield curve appropriate for the remaining term to maturity.

4 Critical accounting estimates and judgements

The Bank's financial statements and its financial results are influenced by accounting policies, assumptions, estimates and management judgement, which necessarily have to be made in the course of preparation of the financial statements. Estimates and judgments are continually evaluated and are based on historical experience and other factors, including expectations of future events that are believed to be reasonable under the circumstances.

The Bank makes estimates and assumptions concerning the future. The resulting accounting estimates will, by definition, seldom equal the actual results. The estimates that have a significant risk of causing material adjustments to the carrying amounts of assets within the next financial year are discussed below:

(a) *Impairment losses on investment securities*

The Bank reviews its investment securities to assess impairment on a regular and periodic basis. In determining whether an impairment loss should be recorded, the Bank makes judgments as to whether there is any observable data indicating an impairment trigger followed by a measurable decrease in the estimated future cash flows from investment securities. Such observable data may indicate that there has been an adverse change in the payment ability and financial condition of the counterparty. Management use experience judgment and estimates based on objective evidence of impairment when assessing future cash flows. There were no impairment losses on investment securities as at March 31, 2014 (2013: 112,500).

(b) *Impairment losses on mortgage loans portfolio*

The Bank reviews its mortgage loans portfolio to assess impairment on a periodic basis. In determining whether an impairment loss should be recorded in the statement of comprehensive income, the Bank makes judgements as to whether there is any observable data indicating that there is a measurable decrease in the estimated future cash flows from a portfolio of mortgage loans before the decrease can be identified with an individual loan in that portfolio. This evidence may include observable data indicating that there has been an adverse change in the payment status of borrowers, or local economic conditions that correlate with defaults on assets in the Bank.

Eastern Caribbean Home Mortgage Bank

Notes to Financial Statements

March 31, 2014

(expressed in Eastern Caribbean dollars)

4 Critical accounting estimates and judgements...continued

(b) Impairment losses on mortgage loans portfolio...continued

Management uses estimates based on historical loss experience for assets with credit risk characteristics and objective evidence of impairment similar to those in the portfolio when scheduling its future cash flows. The methodology and assumptions used for estimating both the amount and timing of future cash flows are reviewed regularly to reduce any differences between loss estimates and actual loss experience. There was no provision recorded as at March 31, 2014 (2013: Nil).

(c) Impairment losses on available-for-sale securities

The Bank follows the guidelines of IAS 39 to determine when an available-for-sale financial asset is impaired. This determination requires significant judgement. In making this judgement, the Bank evaluates, among other factors, the duration and extent to which the fair value of an investment is less than its cost; and the financial health of and short-term business outlook for the investee, including factors such as industry and sector performance, changes in technology and operational and financing cash flows. To the extent that the actual results regarding impairment may differ from management's estimate. There was no provision recorded as at March 31, 2014 (2013: Nil).

5 Cash and cash equivalents

	2014 \$	2013 \$
Cash on hand	620	500
Balances with commercial banks	28,261,338	55,621,761
	28,261,958	55,622,261

Balances with commercial banks earned interest at rates ranging from 0 % to 2.5% (2013: 0 % to 7%) during the year.

6 Securities purchased under agreements to resell

Securities purchased under agreements to resell held with First Citizens Investment Services Ltd

	2014 \$	2013 \$
1 year security maturing March 23, 2015, interest rate of 4.25% (2013: 4.75%)	10,000,000	10,000,000
2-year security maturing March 21, 2016, interest rate of 4.25% (2013: 4.75%)	10,947,397	10,000,000
	20,947,397	20,000,000
Interest receivable	26,830	28,630
	20,974,227	20,028,630

Eastern Caribbean Home Mortgage Bank

Notes to Financial Statements

March 31, 2014

(expressed in Eastern Caribbean dollars)

6 Securities purchased under agreements to resell...continued

	2014	2013
	\$	\$
Current	10,012,808	20,028,630
Non-current	10,961,419	—
	<u>20,974,227</u>	<u>20,028,630</u>

These repurchase agreement securities are collateralized by bonds issued by the Governments of St. Lucia and First Citizens Investment Reverse Repurchase (2013: St. Vincent and the Grenadines) in the amount of \$10,705,243 and \$9,990,564 (2013: \$15,191,537 and \$4,948,535) respectively.

7 Accounts receivable and prepayments

	2014	2013
	\$	\$
Other receivables	36,579	43,929
Prepayments	24,397	23,380
	<u>60,976</u>	<u>67,309</u>

8 Investment securities

	2014	2013
	\$	\$
Loans and receivables		
Term deposits		
CLICO International Life Insurance Limited	5,000,000	5,000,000
Provision for impairment – CLICO	(3,762,500)	(3,762,500)
	<u>1,237,500</u>	<u>1,237,500</u>

Eastern Caribbean Home Mortgage Bank

Notes to Financial Statements

March 31, 2014

(expressed in Eastern Caribbean dollars)

8 Investment securities...continued

Two (2) 1-year fixed deposits at St. Kitts-Nevis-Anguilla National Bank Limited maturing on July 26, 2014 bearing interest at a rate of 4.25%	60,000,000	—
One year fixed deposit at The Bank of St. Lucia Limited maturing on March 23, 2015 bearing interest at a rate of 4.25% (2013: 4.75%)	20,950,000	20,000,000
Six months fixed deposit at St. Kitts-Nevis-Anguilla National Bank Limited maturing on April 24, 2014 bearing interest at a rate of 3.0%	15,000,000	—
Two years fixed deposit at Grenada Co-operative Bank Limited maturing on March 2, 2016 bearing interest at a rate of 4.50% (2013: 5%)	11,000,000	10,000,000
Two year fixed deposit at Eastern Amalgamated Bank Limited maturing on March 28, 2016 bearing interest at a rate of 4.0%	10,000,000	—
One year fixed deposit at The Bank of St. Vincent & Grenadines Limited maturing on January 31, 2015 bearing interest at a rate of 4.5% (2013:5%)	6,063,982	20,246,575
One year fixed deposit at ABI Bank Limited maturing on March 4, 2015 bearing interest at a rate of 3.5%	3,553,224	—
	126,567,206	50,246,575
Total	127,804,706	51,484,075
Interest receivable	2,281,695	1,874,256
Less provision for impairment – CLICO	(225,000)	(225,000)
Total investment securities	129,861,401	53,133,331
Current	108,816,333	53,133,331
Non-current	21,045,068	—
	129,861,401	53,133,331

Term deposit held with CLICO International Life Insurance Limited

The Bank holds an Executive Flexible Premium Annuity (EFPA) with CLICO International Life Insurance Limited (CLICO Barbados), a member of the CL Financial Group. The EFPA matured in October 2009. During the 2011 financial year, the Bank was informed that CLICO has been placed under judicial management. On July 28, 2011 the Judicial Manager submitted its final report to the High Court in Barbados setting out its findings and recommendations. As at March 31, 2014, the Bank's management have adopted a prudent approach to this matter and have established an impairment provision of 75% (2013: 75%) of the deposit balance and 100% (2013: 100%) of the accrued interest.

Eastern Caribbean Home Mortgage Bank

Notes to Financial Statements

March 31, 2014

(expressed in Eastern Caribbean dollars)

8 Investment securities...continued

Movement on provision for impairment – CLICO Principal Balance

	2014 \$	2013 \$
Balance at beginning of year	3,762,500	3,650,000
Provision for the year	—	112,500
Balance at end of year	3,762,500	3,762,500

Movement on provision for impairment – CLICO Interest balance

	2014 \$	2013 \$
Balance at beginning of year	225,000	225,000
Provision for the year	—	—
Balance at end of year	225,000	225,000

9 Mortgage loans portfolio

	2014 \$	2013 \$
Commercial banks	115,709,671	146,457,372
Credit unions	10,559,406	29,378,400
Building society	11,686,165	12,434,347
Development bank	10,243,710	11,133,910
	148,198,952	199,404,029
Interest receivable	284,877	1,054,821
	148,483,829	200,458,850

Eastern Caribbean Home Mortgage Bank

Notes to Financial Statements

March 31, 2014

(expressed in Eastern Caribbean dollars)

9 Mortgage loans portfolio...continued

Territory Analysis

	2014 \$	2013 \$
Antigua and Barbuda	22,760,261	27,676,546
Anguilla	32,849,391	34,052,988
Grenada	5,214,151	53,352,782
St. Kitts and Nevis	10,243,711	14,336,895
St Lucia	33,631,801	35,923,434
St. Vincent and the Grenadines	43,499,637	34,061,384
	148,198,952	199,404,029

	2014 \$	2013 \$
Movement in the balance is as follows:		
Balance at the beginning of the year - principal	199,404,029	201,464,165
Add: Loans purchased	14,893,872	29,310,342
Increase/(decrease) in mortgage receivable	(1,496,365)	1,180,434
Less: Principal repayments	(9,322,782)	(9,106,970)
Mortgages pools repurchased	(25,375,040)	(11,825,278)
Mortgages that were repurchased and replaced	(29,904,762)	(11,618,664)
Balance at the end of the year – principal	148,198,952	199,404,029
Interest receivable	284,877	1,054,821
	148,483,829	200,458,850

Terms and Conditions of Purchased Mortgages

a) Purchase of Mortgages

The Bank enters into Sale and Administration Agreements with Primary Lending Institutions in the OECS territories for the purchase of mortgages. Mortgages are purchased at the outstanding principal on the settlement date.

b) Recourse to Primary Lending Institutions

Under the terms of the Sale and Administration Agreement, the Administrator (Primary Lending Institution) warrants that any default, loss or title deficiency occurring during the life of the loans secured by the Purchased Mortgages will be remedied.

Eastern Caribbean Home Mortgage Bank

Notes to Financial Statements

March 31, 2014

(expressed in Eastern Caribbean dollars)

9 Mortgage loans portfolio...continued

Terms and Conditions of Purchased Mortgages...continued

c) Administration Fees

The Primary Lending Institutions are responsible for administering the mortgages on behalf of the Bank at an agreed fee on the aggregate principal amount, excluding any accrued interest, penalties or bonuses, outstanding at the beginning of the month in reference.

d) Rates of Interest

Rates of interest earned vary from 7% to 11% (2013: 7% to 12%).

10 Available-for-sale investment

	2014 \$	2013 \$
Eastern Caribbean Securities Exchange 10,000 Class C shares of \$10 each – unquoted carried at cost	<u>100,000</u>	<u>100,000</u>

Eastern Caribbean Home Mortgage Bank

Notes to Financial Statements

March 31, 2014

(expressed in Eastern Caribbean dollars)

11 Motor vehicles and equipment

	Motor vehicles \$	Computer equipment \$	Furniture & fixtures \$	Machinery & equipment \$	Total \$
At March 31, 2012					
Cost	160,000	85,378	5,744	25,541	276,663
Accumulated depreciation	(40,000)	(40,530)	(2,694)	(8,890)	(92,114)
Net Book Value	120,000	44,848	3,050	16,651	184,549
Year ended March 31, 2013					
Opening net book value	120,000	44,848	3,050	16,651	184,549
Additions	130,000	4,447	—	38,977	173,424
Depreciation charge	(36,065)	(27,859)	(697)	(7,938)	(72,559)
Closing net book value	213,935	21,436	2,353	47,690	285,414
At March 31, 2013					
Cost	290,000	89,825	5,744	64,518	450,087
Accumulated depreciation	(76,065)	(68,389)	(3,391)	(16,828)	(164,673)
Net Book Value	213,935	21,436	2,353	47,690	285,414
Year ended March 31, 2014					
Opening net book value	213,935	21,436	2,353	47,690	285,414
Additions	—	40,031	—	8,797	48,828
Disposal	—	—	—	(1,350)	(1,350)
Written off of accumulated depreciation	—	—	—	717	717
Depreciation charge	(50,571)	(22,451)	(486)	(10,574)	(84,082)
Closing net book value	163,364	39,016	1,867	45,280	249,527
At March 31, 2014					
Cost	290,000	129,856	5,744	71,965	497,565
Accumulated depreciation	(126,636)	(90,840)	(3,877)	(26,685)	(248,038)
Net Book Value	163,364	39,016	1,867	45,280	249,527

Eastern Caribbean Home Mortgage Bank

Notes to Financial Statements

March 31, 2014

(expressed in Eastern Caribbean dollars)

12 Intangible assets

	Computer software \$	Website development \$	Total \$
Year ended March 31, 2014			
Net book value at April 1, 2013	—	—	—
Additions	14,761	13,505	28,266
Amortisation Charge	(1,640)	(1,501)	(3,141)
Net book amount	13,121	12,004	25,125
At March 31, 2014			
Cost	14,761	13,505	28,266
Accumulated Amortisation	(1,640)	(1,501)	(3,141)
	13,121	12,004	25,125

13 Borrowings

	2014 \$	2013 \$
Bonds in issue		
Balance at the beginning of the year	250,000,000	250,000,000
Add: Issues during the year	86,184,700	40,275,000
Less: Redemptions during the year	(86,184,700)	(40,275,000)
	250,000,000	250,000,000
Less: unamortised bond issue costs	(550,730)	(420,598)
	249,449,270	249,579,402
Other borrowed funds		
Caribbean Development Bank Loan	18,000,000	21,000,000
Less: unamortised transaction costs	(143,895)	(168,216)
	17,856,105	20,831,784
	267,305,375	270,411,186
Interest payable	1,999,220	2,371,612
Total	269,304,595	272,782,798

Eastern Caribbean Home Mortgage Bank

Notes to Financial Statements

March 31, 2014

(expressed in Eastern Caribbean dollars)

13 Borrowings...continued

Bonds in issue	2014 \$	2013 \$
3 year bond maturing on July 1, 2014 bearing interest at a rate of 4.72%	49,560,000	49,560,000
3 year bond maturing on August 26, 2014 bearing interest at a rate of 4.497%	35,043,300	35,043,300
3 year bond maturing on July 1, 2016 bearing interest at a rate of 3.75%	31,200,000	—
2 year bond maturing on July 2, 2015 bearing interest at a rate of 3.749%	30,000,000	—
4 year bond maturing on January 30, 2016 bearing interest at a rate of 4%	27,637,000	27,637,000
3 year bond maturing on March 26, 2017 bearing interest at a rate of 4%	24,984,700	—
4 year bond maturing on January 30, 2017 bearing interest at a rate of 3.75%	21,505,000	21,505,000
4 year bond maturing on September 28, 2016 bearing interest at a rate of 4%	18,770,000	18,770,000
12 year bond maturing on June 14, 2014 bearing interest at a rate of 5.9%	11,300,000	11,300,000
3 year bond matured on July 1, 2013 bearing interest at a rate of 6%	—	50,000,000
4 year bond maturing on March 25, 2014 bearing interest at a rate of 6%	—	24,984,700
3 year bond matured on July 1, 2013 bearing interest at a rate of 6%	—	11,200,000
Total	250,000,000	250,000,000

Bonds issued by the Bank are secured by debentures over the fixed and floating assets of the Bank. Interest is payable semi-annually in arrears at rates varying between 3.749% to 6% (2013: 3.75% to 6%).

Caribbean Development Bank (CDB) Loan

On January 31, 2008, the Bank obtained a loan from Caribbean Development Bank in the amount of US\$10,000,000 (EC\$27,000,000) for a period of 11 years with a two-year moratorium. The loan is payable in 36 equal or approximately equal and consecutive quarterly instalments from the first due date after the expiry of the two (2) year moratorium. Under the terms of the loan agreement between CDB and the Bank, CDB has the right to increase or decrease the rate of interest payable on the loan. The interest rate on the loan was increased from 3.83% to 4.10% (2013: 3.61% to 3.83%) during the financial year. The interest incurred for the year ended March 31, 2014 amounted to \$756,113 (2013: \$823,631) and is payable quarterly.

The exposure of the Bank's borrowings to interest rate changes and the contractual repricing dates at the end of the reporting period are as follows:

Eastern Caribbean Home Mortgage Bank

Notes to Financial Statements

March 31, 2014

(expressed in Eastern Caribbean dollars)

13 Borrowings...continued

Maturity analysis

	2014 \$	2013 \$
6 months or less	750,000	750,000
6–12 months	2,250,000	2,250,000
1–5 years	15,000,000	15,000,000
Over 5 years	–	3,000,000
	<u>18,000,000</u>	<u>21,000,000</u>

The breakdown of interest payable is as follows:

	2014 \$	2013 \$
Bonds interest payable	1,814,720	2,170,537
Long-term loan interest payable	<u>184,500</u>	<u>201,075</u>
	<u>1,999,220</u>	<u>2,371,612</u>

The breakdown of capitalised bond issue costs and transaction costs are as follows:

	2014 \$	2013 \$
Capitalised bond issue costs		
Balance brought forward	420,598	548,269
Additions	<u>444,573</u>	<u>154,073</u>
	865,171	702,342
Less: amortization for year	<u>(314,441)</u>	<u>(281,744)</u>
Balance carried forward	<u>550,730</u>	<u>420,598</u>
Transaction fees on other borrowed funds		
Balance brought forward	168,216	192,537
Less: amortization for year	<u>(24,321)</u>	<u>(24,321)</u>
Balance carried forward	<u>143,895</u>	<u>168,216</u>
	<u>694,625</u>	<u>588,814</u>

Eastern Caribbean Home Mortgage Bank

Notes to Financial Statements

March 31, 2014

(expressed in Eastern Caribbean dollars)

13 Borrowings...continued

	2014 \$	2013 \$
Breakdown of capitalised bond issue costs		
3 year bond maturing on July 1, 2016 bearing interest at a rate of 3.75%	133,547	—
3 year bond maturing on March 26, 2017 bearing interest at a rate of 4%	116,030	—
2 year bond maturing on July 2, 2015 bearing interest at a rate of 3.749%	109,744	—
4 year bond maturing on January 30, 2017 bearing interest at a rate of 3.75%	71,920	97,303
4 year bond maturing on January 30, 2016 bearing interest at a rate of 4%	57,669	89,125
4 year bond maturing on September 28, 2016 bearing interest at a rate of 4%	32,828	45,963
3 year bond maturing on July 1, 2014 bearing interest at a rate of 4.72%	14,492	65,908
3 year bond maturing on August 26, 2014 bearing interest at a rate of 4.497%	13,106	52,426
12 year bond maturing on June 14, 2014 bearing interest at a rate of 5.9%	1,394	6,967
3 year bond matured on July 1, 2013 bearing interest at a rate of 6%	—	27,176
4 year bond maturing on March 25, 2014 bearing interest at a rate of 6%	—	35,730
Total	550,730	420,598

Capitalised bond issue costs

The bond issue costs are being amortised over the duration of the life of the respective bonds ranging from two (2) to twelve (12) years (2013: three (3) to twelve (12) years) which carry an interest rate ranging from 3.749% to 6% (2013: 3.75% to 6%).

Transaction fees on other borrowed funds

The costs associated with the negotiation of other borrowings are being amortized over the tenure of the funds acquired.

14 Other liabilities and accrued expenses

	2014 \$	2013 \$
Other liabilities	1,124,710	852,294
Accrued expenses	134,487	481,947
	1,259,197	1,334,241

Eastern Caribbean Home Mortgage Bank

Notes to Financial Statements

March 31, 2014

(expressed in Eastern Caribbean dollars)

15 Dividends

At the Annual General Meeting on September 27, 2013, dividends of \$10.00 were approved amounting to \$2,687,490.

Dividends paid during the financial year amounted to \$2,497,490 (2013: \$2,487,490). The Dividends payable balance of \$600,000 at March 31, 2014 (2013: \$400,000) includes \$200,000 relating to each of 2014, 2013 and 2012.

16 Share capital

The Bank is authorised to issue 400,000 (2013: 400,000) ordinary shares of no par value.

At March 31, 2014 there were 268,749 (2013: 268,749) ordinary shares of no par value issued and outstanding.

	Number of shares	2014 \$	2013 \$
Class A	66,812	9,189,920	9,189,920
Class B	51,178	7,562,200	7,562,200
Class C	80,181	11,062,800	11,062,800
Class D	70,578	9,185,020	9,185,020
	268,749	36,999,940	36,999,940

The Bank has adopted the provisions of the Grenada Companies Act No. 35 of 1994, which requires companies to issue shares without nominal or par value. Under Article 29 – Capital Structure of the Eastern Caribbean Home Mortgage Bank Act, (1) Subject to Article 30, the authorized shares capital of the Bank is \$40,000,000 divided into 400,000 shares of the \$100 each, in the following classes:

- (a) 100,000 Class A shares which may be issued only to the Central Bank;
- (b) 60,000 Class B shares out of which 40,000 may be issued only to the Social Security Scheme or National Insurance Board and 20,000 to any Government owned or controlled commercial bank;
- (c) 80,000 Class C shares which may be issued only to commercial banks, other than a Government owned or controlled commercial bank;
- (d) 40,000 Class D shares which may be issued only to insurance companies and credit institutions
- (e) 40,000 Class E shares which may be issued only to the International Finance Corporation; and
- (f) 80,000 Class F shares which may be issued only to the Home Mortgage Bank of Trinidad and Tobago.

Eastern Caribbean Home Mortgage Bank

Notes to Financial Statements

March 31, 2014

(expressed in Eastern Caribbean dollars)

17 Reserves

	2014 \$	2013 \$
Building reserve	—	4,270,365
Portfolio risk reserve	8,710,528	3,770,365
Total reserves	8,710,528	8,040,730

In March 2004, the Board of Directors approved the creation of two special reserve accounts, a Building Reserve and a Portfolio Risk Reserve. After the initial transfers from Retained Earnings, the Directors also agreed to an annual allocation to each reserve fund of 20% of profits after the appropriation for dividends, effective March 31, 2005.

The Bank previously maintained a Building Reserve which was established for the purpose of a future headquarters building. However during the current year, the Board of Directors approved the transfer of the Building Reserve to Portfolio Risk Reserve to further provide cover against general risk associated with the secondary mortgage market, which is the primary purpose of the Portfolio Risk Reserve.

18 Interest income

	2014 \$	2013 \$
Mortgage loans portfolio	14,775,276	16,227,649
Bank deposits	850,424	5,066,247
Investment income	5,064,364	3,142,083
	20,690,064	24,435,979

19 Interest expense

	2014 \$	2013 \$
Bonds in issue	11,365,502	12,997,904
CDB loan	756,112	823,631
	12,121,614	13,821,535

Eastern Caribbean Home Mortgage Bank

Notes to Financial Statements

March 31, 2014

(expressed in Eastern Caribbean dollars)

20 Other income

	2014 \$	2013 \$
Mortgage underwriting seminar income	169,260	131,984
Mortgage underwriting seminar expenses	(127,636)	(120,764)
	41,624	11,220
(Loss)/gain on disposal of equipment	(632)	4,000
	40,992	15,220

21 General and administrative expenses

	2014 \$	2013 \$
Salaries and related costs	1,353,334	1,624,676
Legal and professional expense	73,293	34,759
Credit rating fee	53,909	49,399
Rent expense	51,386	51,386
Telephone expense	40,501	29,327
Internal audit fees	35,726	35,726
Home Ownership Day	32,131	104,078
Printing and stationery	21,884	22,537
Airfares	21,678	35,782
Office supplies expense	18,172	21,009
Other expenses	17,245	11,362
Hotel accommodation	13,591	42,185
Dues and subscriptions expense	12,779	13,649
Computer repairs and maintenance	11,575	22,851
Insurance	11,500	11,786
Advertising/promotion	10,494	5,580
Repairs and maintenance	7,574	10,541
Courier services	4,509	5,658
CEO's travel expenses	3,722	86,073
Consultancy expenses	(1,718)	9,028
Travel expenses	—	9,520
	1,793,285	2,236,912

Eastern Caribbean Home Mortgage Bank

Notes to Financial Statements

March 31, 2014

(expressed in Eastern Caribbean dollars)

22 Other operating expenses

	2014 \$	2013 \$
Amortization	338,763	306,065
Directors fees and expenses	337,631	197,052
Other expenses (note 23)	109,303	115,691
Depreciation (note 11)	84,082	72,559
Audit fees	53,417	56,160
Foreign exchange loss	3,634	8,960
Intangible amortisation (note 12)	3,141	—
Over provision of bond related legal fees	(40,900)	—
Impairment losses on investment securities	—	112,500
	889,071	868,987

23 Other expenses

	2014 \$	2013 \$
Sundry bond expenses	131,302	104,691
Trustee fees	(21,999)	11,000
	109,303	115,691

24 Earnings per share

Basic earnings per share (EPS) is calculated by dividing net profit for the year by the weighted average number of common shares outstanding during the year.

	2014 \$	2013 \$
Net profit for the year	4,361,985	5,758,686
Weighted average number of shares issued	268,749	268,749
	16.23	21.43

Eastern Caribbean Home Mortgage Bank

Notes to Financial Statements

March 31, 2014

(expressed in Eastern Caribbean dollars)

25 Contingent liabilities and capital commitments

At March 31, 2014, the Board of Directors approved capital expenditure in the amount of \$74,600 for the acquisition of new computer equipment (2013: \$89,950). There were no outstanding contingent liabilities at March 31, 2014 (2013: Nil).

26 Related party transactions

Parties are considered to be related if one party has the ability to control the other party or exercise significant influence over the other party in making financial or operational decisions.

The Eastern Caribbean Central Bank, which provided material support to the Bank in its formative years, holds 24.9% of its share capital and controls the chairmanship of the board of directors. Additionally, the Bank is housed in the complex of the Eastern Caribbean Central Bank at an annual rent of \$51,386.

Compensation of key management personnel

The remuneration of directors and key management personnel during the year was as follows:

	2014 \$	2013 \$
Short-term benefits	511,287	737,877
Director fees	142,500	66,000
Post-employment benefits	9,188	55,125
	<hr/>	<hr/>
	662,975	859,002

Audited Financial Statements for year ended 31st March 2015



Grant Thornton

An instinct for growth™

December 9, 2015

The Directors
Eastern Caribbean Home Mortgage Bank
ECCB Complex
Bird Rock
P.O. Box 753
Basseterre
St. Kitts

Grant Thornton

Corner Bank Street and West
Independence Square
P.O. Box 1038
Basseterre, St. Kitts
West Indies

T +1 869 466 8200
F +1 869 466 9822
www.grantthornton.kn

Dear Sirs,

Re: Eastern Caribbean Home Mortgage Bank

We give our consent, and have not withdrawn such consent, to being named as the Independent Auditors of Eastern Caribbean Home Mortgage Bank for the year ended March 31, 2015 in the Prospectus dated January 2016 and issued by Eastern Caribbean Home Mortgage Bank (the "Prospectus") and for the inclusion in the Prospectus of the Independent Auditors' Report (the "Report") to the Shareholders of the Eastern Caribbean Home Mortgage Bank dated July 3, 2015 in respect of the Financial Statements for the year ended March 31, 2015.

We are not aware, since the date of the Report, of any matter affecting the validity of that Report at that date.

We further consent to, and authorise the use of, the Report in the Prospectus.

Yours truly,

Chartered Accountants
Basseterre
St. Kitts

Eastern Caribbean Home Mortgage Bank

Financial Statements

March 31, 2015

(expressed in Eastern Caribbean dollars)

Grant Thornton
Corner Bank Street and West
Independence Square
P.O. Box 1038
Basseterre, St. Kitts
West Indies

T + 1 869 466 8200
F + 1 869 466 9822
www.grantthornton.kn

Independent Auditors' Report

To the Shareholders Eastern Caribbean Home Mortgage Bank

We have audited the accompanying financial statements of **Eastern Caribbean Home Mortgage Bank**, which comprise the statement of financial position as at March 31, 2015, and the statements of comprehensive income, changes in equity and cash flows for the year then ended, and a summary of significant accounting policies and other explanatory notes.

Management's Responsibility for the Financial Statements

Management is responsible for the preparation and fair presentation of these financial statements in accordance with International Financial Reporting Standards, and for such internal control as management determines is necessary to enable the preparation of the financial statements that are free from material misstatement, whether due to fraud or error.

Auditors' Responsibility

Our responsibility is to express an opinion on these financial statements based on our audit. We conducted our audit in accordance with International Standards on Auditing. Those standards require that we comply with ethical requirements and plan and perform the audit to obtain reasonable assurance about whether the financial statements are free from material misstatement.

An audit involves performing procedures to obtain audit evidence about the amounts and disclosures in the financial statements. The procedures selected depend on the auditors' judgement, including the assessment of the risks of material misstatement of the financial statements, whether due to fraud or error. In making those risk assessments, the auditors consider internal control relevant to the entity's preparation and fair presentation of the financial statements in order to design audit procedures that are appropriate in the circumstances, but not for the purpose of expressing an opinion on the effectiveness of the entity's internal control. An audit also includes evaluating the appropriateness of accounting policies used and the reasonableness of accounting estimates made by management, as well as evaluating the overall presentation of the financial statements.

We believe that the audit evidence we have obtained is sufficient and appropriate to provide a basis for our audit opinion.

Opinion

In our opinion, the financial statements present fairly, in all material respects, the financial position of **Eastern Caribbean Home Mortgage Bank** as at March 31, 2015, and its financial performance and its cash flows for the year then ended in accordance with International Financial Reporting Standards.



**Chartered Accountants
July 3, 2015
Basseterre, St. Kitts**

Eastern Caribbean Home Mortgage Bank

Statement of Financial Position


As at March 31, 2015


(expressed in Eastern Caribbean dollars)

	2015 \$	2014 \$
Assets		
Cash and cash equivalents (note 5)	8,231,137	28,261,958
Securities purchased under agreements to resell (note 6)	21,863,011	20,974,227
Receivables and prepayments (note 7)	65,495	60,976
Investment securities (note 8)	148,561,920	129,861,401
Mortgage loans portfolio (note 9)	78,759,018	148,483,829
Available-for-sale investment (note 10)	100,000	100,000
Motor vehicles and equipment (note 11)	218,558	249,527
Intangible assets (note 12)	15,703	25,125
Total assets	257,814,842	328,017,043
Liabilities		
Borrowings (note 13)	199,917,195	269,304,595
Accrued expenses and other liabilities (note 14)	273,067	1,259,197
Dividends payable (note 15)	—	600,000
Total liabilities	200,190,262	271,163,792
Equity		
Share capital (note 16)	36,999,940	36,999,940
Reserves (note 17)	8,865,029	8,710,528
Retained earnings	11,759,611	11,142,783
Total equity	57,624,580	56,853,251
Total liabilities and equity	257,814,842	328,017,043

The notes on pages 1 to 44 are an integral part of these financial statements.

Approved for issue by the Board of Directors on 03 July 2015


Chairman


Director

Eastern Caribbean Home Mortgage Bank

Statement of Comprehensive Income

For the year ended March 31, 2015

(expressed in Eastern Caribbean dollars)

	2015 \$	2014 \$
Interest income (note 18)	15,461,145	20,690,064
Interest expense (note 19)	(8,570,266)	(12,121,614)
Net interest income	6,890,879	8,568,450
Other income (note 20)	33,668	40,992
Operating income	6,924,547	8,609,442
Expenses		
General and administrative expenses (note 21)	(1,473,660)	(1,793,285)
Mortgage administrative fees	(905,409)	(1,565,101)
Other operating expenses (note 22)	(1,086,659)	(889,071)
Total expenses	(3,465,728)	(4,247,457)
Net profit for the year	3,458,819	4,361,985
Other comprehensive income	—	—
Total comprehensive income for the year	3,458,819	4,361,985
Earnings per share		
Basic and diluted per share (note 23)	12.87	16.23

The notes on pages 1 to 44 are an integral part of these financial statements.

Eastern Caribbean Home Mortgage Bank

Statement of Changes in Equity For the year ended March 31, 2015

(expressed in Eastern Caribbean dollars)

	Share capital \$	Building reserve \$	Portfolio risk reserve \$	Retained earnings \$	Total \$
Balance at March 31, 2013	36,999,940	4,270,365	3,770,365	10,138,086	55,178,756
Net profit for the year	—	—	—	4,361,985	4,361,985
Dividends – \$10 per share (note 15)	—	—	—	(2,687,490)	(2,687,490)
Transfers to reserves	—	334,899	334,899	(669,798)	—
Transfer to portfolio risk reserve	—	(4,605,264)	4,605,264	—	—
Balance at March 31, 2014	36,999,940	—	8,710,528	11,142,783	56,853,251
Net profit for the year	—	—	—	3,458,819	3,458,819
Dividends – \$10 per share (note 15)	—	—	—	(2,687,490)	(2,687,490)
Transfers to reserves	—	—	154,501	(154,501)	—
Balance at March 31, 2015	36,999,940	—	8,865,029	11,759,611	57,624,580

The notes on pages 1 to 44 are an integral part of these financial statements.

Eastern Caribbean Home Mortgage Bank

Statement of Cash Flows

For the year ended March 31, 2015

(expressed in Eastern Caribbean dollars)

	2015 \$	2014 \$
Cash flows from operating activities		
Net profit for the year	3,458,819	4,361,985
Items not affecting cash:		
Interest expense (note 19)	8,570,266	12,121,614
Amortisation: Bond issue costs and transaction costs(note 13)	390,771	338,762
Depreciation (note 11)	89,741	84,082
Amortisation: Intangible assets (note 12)	9,422	3,141
(Gain)/loss on disposal of equipment	(2,400)	632
Interest income (note 18)	(15,461,145)	(20,690,064)
Operating loss before working capital changes	(2,944,526)	(3,779,848)
Changes in operating assets and liabilities:		
(Increase)/decrease in receivables and prepayments	(4,519)	6,333
Decrease in accrued expenses and other liabilities	(986,130)	(75,044)
Cash used in operations before interest	(3,935,175)	(3,848,559)
Interest received	13,081,845	19,156,972
Interest paid	(9,326,389)	(12,494,006)
Net cash (used in)/generated from operating activities	(179,719)	2,814,407
Cash flows from investing activities		
Proceeds from maturity of investment securities	94,000,000	14,893,872
Proceeds from the pool of mortgages repurchased by primary lenders	54,917,153	25,375,040
Increase in mortgages repurchased/replaced	8,544,768	31,401,127
Proceeds from principal repayment on mortgages	6,095,349	9,322,782
Proceeds from disposal of equipment	2,400	—
Purchase of intangible assets	—	(28,266)
Purchase of mortgages	—	(14,893,872)
Purchase of motor vehicle and equipment	(58,772)	(48,828)
Purchase of investment securities	(111,842,462)	(90,264,502)
Net cash from/(used in) investing activities	51,658,436	(24,242,647)
Cash flows from financing activities		
Proceeds from bond issues	30,000,000	86,184,700
Payment for bond issue costs	(118,748)	(444,573)
Dividends paid	(2,487,490)	(2,487,490)
Repayment of borrowings	(3,000,000)	(3,000,000)
Repayment of bonds	(95,903,300)	(86,184,700)
Net cash used in financing activities	(71,509,538)	(5,932,063)
Decrease in cash and cash equivalents	(20,030,821)	(27,360,303)
Cash and cash equivalents at beginning of year	28,261,958	55,622,261
Cash and cash equivalents at end of year (note 5)	8,231,137	28,261,958

The notes on pages 1 to 44 are an integral part of these financial statements.

Eastern Caribbean Home Mortgage Bank

Notes to Financial Statements

March 31, 2015

(expressed in Eastern Caribbean dollars)

1 Incorporation and principal activity

The Governments of Anguilla, Antigua and Barbuda, The Commonwealth of Dominica, Grenada, Montserrat, St. Kitts–Nevis, St. Lucia and St. Vincent and the Grenadines signed an agreement on May 27, 1994, to establish the Eastern Caribbean Home Mortgage Bank (hereinafter referred to as “the Bank”).

The Bank was formally established on August 19, 1994, in accordance with Article 40 of the Eastern Caribbean Home Mortgage Bank Agreement, which was incorporated in the Eastern Caribbean Home Mortgage Bank Agreement Act, and subsequently passed in the member territories.

The principal activity of the Bank is to buy and sell mortgage loans on residential properties, in order to develop and maintain a secondary market in mortgages.

The registered office of the Bank is located at ECCB Agency Office, Monckton Street, St. George’s, Grenada.

2 Significant accounting policies

The principal accounting policies applied in the preparation of the financial statements are set out below. These policies have been consistently applied to all the years presented, unless otherwise stated.

a) Basis of preparation

The financial statements of the Bank have been prepared in accordance with International Financial Reporting Standards (IFRS) as issued by the International Accounting Standards Board (IASB) and interpretations issued by the International Financial Reporting Interpretations Committee (IFRIC). The financial statements have been prepared under the historical cost convention.

The preparation of financial statements in conformity with IFRS requires the use of certain critical accounting estimates. It also requires management to exercise its judgment in the process of applying the Bank’s accounting policies. The areas involving a higher degree of judgment or complexity, or areas where assumptions and estimates are significant to the financial statements are disclosed in note 4.

b) Changes in accounting policy

New and revised standards that are effective for the financial year beginning April 1, 2014

A number of new and revised standards are effective for the financial year beginning on or after April 1, 2014. Information on these new standards is presented below.

- *Amendments to IAS 32, ‘Offsetting Financial and Liabilities’*. This amendment clarifies the application of certain offsetting criteria in IAS 32, including the meaning of “currently has a legal enforceable right of set-off” and “that some gross settlement mechanisms may be considered equivalent to net settlement”. The amendments have been applied retrospectively, in accordance with their transitional provisions. As the Bank does not currently present any of its financial assets and financial liabilities on a net basis using the provisions of IAS 32, these amendments had no material effect on the financial statements for any period presented.

Eastern Caribbean Home Mortgage Bank

Notes to Financial Statements

March 31, 2015

(expressed in Eastern Caribbean dollars)

2 Significant accounting policies ...continued

b) Changes in accounting policy ...continued

New and revised standards that are effective for the financial year beginning April 1, 2014

- *Amendments to IAS 36 'Recoverable Amount Disclosures for Non-Financial Assets'*. This clarifies that disclosure of information about the recoverable amount of individual asset (including goodwill) or a cash-generating unit is required only when an impairment loss has been recognized or reversed during the reporting period. If the recoverable amount is determined based on the asset's or cash-generating unit's fair value less cost of disposal, additional disclosures on fair value measurement required under IFRS 13, 'Fair Value Measurement', such as but not limited to the fair value hierarchy, valuation technique used and key assumptions applied should be provided in the financial statements. This amendment did not result in additional disclosures in the financial statements since the recoverable amounts of the Bank's non-financial assets where impairment losses have been recognized were determined based on value-in-use which have been adequately disclosed in accordance with IAS 36.

New standards issued but not effective for the financial year beginning April 1, 2014 and not early adopted

At the date of authorisation of these financial statements, certain new standards, amendments and interpretations to existing standards have been published by the IASB but are not yet effective, and have not been adopted early by the Bank. Management anticipates that all relevant pronouncements will be adopted in the Bank's accounting policies for the first period beginning after the effective date of the pronouncement. Certain other new standards and interpretations have been issued but are not expected to have a material impact on the Bank's financial statements.

The IASB recently released IFRS 9, Financial Instruments (2014), representing the completion of its project to replace IAS 39, Financial Instruments: Recognition and Measurement. The new standard introduces extensive changes to IAS 39's guidance on the classification and measurement of financial assets and introduces a new 'expected credit loss' model for the impairment of financial assets. IFRS 9 also provides new guidance on the application of hedge accounting.

The Bank's management have yet to assess the impact of IFRS 9 on these financial statements. The new standard is required to be applied for annual reporting periods beginning on or after January 1, 2018.

There are no other IFRSs or International Financial Reporting Interpretations Committee interpretations that are not yet effective that would be expected to have a material impact on the Bank.

Eastern Caribbean Home Mortgage Bank

Notes to Financial Statements

March 31, 2015

(expressed in Eastern Caribbean dollars)

2 Significant accounting policies ...continued

c) Cash and cash equivalents

Cash comprises cash on hand and demand and call deposits with banks. Cash equivalents are short-term, highly liquid investments that are readily convertible to known amounts of cash, are subject to an insignificant risk of changes in value, and are held for the purpose of meeting short-term cash commitments rather than for investment or other purposes.

d) Securities purchased under agreements to resell

Securities purchased under agreements to resell ('reverse repos') are recorded as loans and advances to other banks or customers, as appropriate. The difference between sale and repurchase price is treated as interest and accrued over the life of the agreements using the effective interest method.

e) Financial assets and liabilities

In accordance with IAS 39, all financial assets and liabilities – which include derivative financial instruments – are recognised in the statement of financial position and measured in accordance with their assigned category.

Financial assets

The Bank allocates its financial assets to the IAS 39 categories of loans and receivables and available-for-sale (AFS) financial asset. The classification depends on the purpose for which the financial assets were acquired. Management determines the classification of its financial assets at initial recognition.

(i) Loans and receivables

Loans and receivables are non-derivative financial assets with fixed or determinable payments that are not quoted in an active market other than: (a) those that the Bank intends to sell immediately or in the short term, which are classified or held for trading and those that the entity upon initial recognition designates at fair value through profit or loss; (b) those that the Bank upon initial recognition designates as AFS; (c) those for which the holder may not recover substantially all of its initial investment, other than because of credit deterioration.

The Bank's loans and receivables include cash and cash equivalents, securities purchased under agreements to resell, investment securities, other receivables and mortgage loans portfolio.

(ii) AFS financial asset

AFS financial asset is intended to be held for an indefinite period of time, which may be sold in response to needs for liquidity or changes in interest rates, exchange rates or equity prices.

The Bank's AFS asset is separately presented in the statement of financial position.

Eastern Caribbean Home Mortgage Bank

Notes to Financial Statements

March 31, 2015

(expressed in Eastern Caribbean dollars)

2 Significant accounting policies...continued

e) Financial assets and liabilities ...continued

Recognition and measurement

Regular purchase and sales of financial assets are recognized on trade-date, being the date on which the Bank commits to purchase or sell the asset. Financial assets are initially recognized at fair value plus transaction costs for all financial assets not carried at fair value through profit and loss. Financial assets are derecognized when the rights to receive cash flows from the financial assets have expired or have been transferred and the Bank has transferred substantially all risks and reward of ownership.

AFS financial asset is unquoted and carried at cost. Loans and receivables are subsequently carried at amortised cost using the effective interest method. However, interest calculated using the effective interest method is recognized in the statement of comprehensive income. Dividends on AFS equity instruments are recognized in the statement of comprehensive income when the entity's right to receive payment is established.

When securities classified as AFS are sold or impaired, the accumulated fair value adjustments recognized in equity are included in the statement of comprehensive income as 'gains and losses from investment securities'.

Financial liabilities

The Bank's financial liabilities are carried at amortised cost. Financial liabilities measured at amortised cost are borrowings, accrued expenses and other liabilities and dividends payable.

Derecognition

Financial assets are derecognised when the contractual rights to receive the cash flows from these assets have ceased to exist or the assets have been transferred and substantially all the risks and rewards of ownership of the assets are also transferred (that is, if substantially all the risks and rewards have not been transferred, the Bank tests control to ensure that continuing involvement on the basis of any retained powers of control does not prevent derecognition). Financial liabilities are derecognised when they have been redeemed or otherwise extinguished.

Reclassification of financial assets

The Bank may choose to reclassify financial assets that would meet the definition of loans and receivables out of the held-for-trading or AFS categories if the Bank has the intention and ability to hold these financial assets for the foreseeable future or until maturity at the date of reclassification.

Eastern Caribbean Home Mortgage Bank

Notes to Financial Statements

March 31, 2015

(expressed in Eastern Caribbean dollars)

2 Significant accounting policies...continued

e) Financial assets and liabilities ...continued

Reclassification of financial assets ...continued

Reclassifications are made at fair value as of the reclassification date. Fair value becomes the new cost or amortised cost as applicable, and no reversals of fair value gains or losses recorded before reclassification date are subsequently made. Effective interest rates for financial assets reclassified to loans and receivables and held-to-maturity categories are determined at the reclassification date. Further increases in estimates of cash flows adjust effective interest rates prospectively.

f) Classes of financial instruments

The Bank classifies the financial instruments into classes that reflect the nature of information disclosed and take into account the characteristics of those financial instruments. The classification hierarchy can be seen in the table below.

Financial assets	Loans and receivables	Cash and cash equivalents	Bank accounts
		Securities purchased under agreements to resell	Government fixed rated bonds
		Receivables	Primary lenders
		Investment securities	Banks and Government fixed rated bonds and treasury bills
		Mortgage loans portfolio	Primary lenders
	AFS financial asset	AFS investment	Unquoted
Financial liabilities	Financial liabilities at amortised cost	Borrowings	Unquoted
		Accrued expenses and other liabilities	
		Dividends payable	

g) Impairment of financial assets

The Bank assesses at the end of each reporting period whether there is objective evidence that a financial asset or group of financial assets is impaired. A financial asset or a group of financial assets is impaired and impairment losses are incurred only if there is objective evidence of impairment as a result of one or more events that occurred after the initial recognition of the asset (a 'loss event') and that loss event (or events) has an impact on the estimated future cash flows of the financial asset or group of financial assets that can be reliably estimated.

Eastern Caribbean Home Mortgage Bank

Notes to Financial Statements

March 31, 2015

(expressed in Eastern Caribbean dollars)

2 Significant accounting policies ...continued

g) Impairment of financial assets ...continued

Evidence of impairment may include indications that a debtor or a group of debtors is experiencing significant financial difficulty, default or delinquency in interest or principal payments, the probability that they will enter bankruptcy or other financial reorganisation, and where observable data indicate that there is a measurable decrease in the estimated future cash flows, such as changes in arrears or economic conditions that correlate with defaults.

For loans and receivables category, the amount of the loss is measured as the difference between the asset's carrying amount and the present value of estimated future cash flows (excluding future credit losses that have not been incurred) discounted at the financial asset's original effective interest rate. The carrying amount of the asset is reduced and the amount of the loss is recognised in the statement of comprehensive income. If a loan or held-to-maturity investment has a variable interest rate, the discount rate for measuring any impairment loss is the current effective interest rate determined under the contract. As a practical expedient, the Bank may measure impairment on the basis of an instrument's fair value using an observable market price.

If, in a subsequent period, the amount of the impairment loss decreases and the decrease can be related objectively to an event occurring after the impairment was recognised (such as an improvement in the debtor's credit rating), the reversal of the previously recognised impairment loss is recognised in the statement of comprehensive income.

h) Offsetting financial instruments

Financial assets and liabilities are offset and the net amount reported in the statement of financial position when there is a legally enforceable right to offset the recognised amounts and there is an intention to settle on a net basis, or realise the asset and settle the liability simultaneously.

i) Employee benefits

The Bank's pension scheme is a defined contribution plan. A defined contribution plan is a pension plan under which the Bank pays fixed contributions into a separate entity. The Bank has no legal or constructive obligations to pay further contributions if the fund does not hold sufficient assets to pay all employees the benefits relating to employee service in the current and prior periods.

The Bank pays contributions to a privately administered pension insurance plan. The Bank has no further payment obligations once the contributions have been paid. The contributions are recognised as employee benefit expense when they are due. Prepaid contributions are recognised as an asset to the extent that a cash refund or a reduction in the future payments is available.

j) Provisions

Provisions are recognised when the Bank has a present legal or constructive obligation as a result of past events, it is probable that an outflow of resources will be required to settle the obligation, and the amount has been reliably estimated. Provisions are not recognised for future operating losses.

Eastern Caribbean Home Mortgage Bank

Notes to Financial Statements

March 31, 2015

(expressed in Eastern Caribbean dollars)

2 Significant accounting policies...continued

j) Provisions ...continued

Where there are a number of similar obligations, the likelihood that an outflow will be required in settlement is determined by considering the class of obligations as a whole. A provision is recognised even if the likelihood of an outflow with respect to any one item included in the same class of obligation may be small.

k) Motor vehicles and equipment

Motor vehicles and equipment are stated at historical cost, less accumulated depreciation. Historical cost includes expenditure that is directly attributable to the acquisition of the items.

Subsequent costs are included in the asset's carrying amount or are recognised as a separate asset as appropriate, only when it is probable that future economic benefits associated with the item will flow to the Bank and the cost of the item can be measured reliably. All other repairs and maintenance are charged to the statement of comprehensive income during the financial period in which they are incurred.

Depreciation is calculated using the straight-line method to allocate their cost to their residual values over their estimated useful lives, as follows:

Furniture and fixtures	15%
Machinery and equipment	15%
Motor vehicles	20%
Computer equipment	33 1/3%

The assets' residual values and useful lives are reviewed, and adjusted if appropriate, at the end of each reporting period.

An asset's carrying amount is written down immediately to its recoverable amount if the asset's carrying amount is greater than its estimated recoverable amount.

Gains and losses on disposals are determined by comparing the proceeds with the carrying amount and are recognised within 'Other income/(loss)' in the statement of comprehensive income.

l) Impairment of non-financial assets

Non-financial assets that are subject to depreciation and amortisation are reviewed for impairment whenever events or changes in circumstances indicate that the carrying amount may not be recoverable. An impairment loss is recognised for the amount by which the asset's carrying amount exceeds its recoverable amount. The recoverable amount is the higher of an asset's fair value less costs to sell and value in use. For the purposes of assessing impairment, assets are grouped at the lowest levels for which there are separately identifiable cash flows (cash-generating units). Non-financial assets other than goodwill that suffered impairment are reviewed for possible reversal of the impairment at each reporting date.

Eastern Caribbean Home Mortgage Bank

Notes to Financial Statements

March 31, 2015

(expressed in Eastern Caribbean dollars)

2 Significant accounting policies...continued

m) Intangible assets

Intangible assets of the Bank pertain to computer software and website development. Acquired computer software and website development are capitalised on the basis of the costs incurred to acquire and bring to use the specific software and website. Subsequently, these intangible assets are measured at cost less accumulated amortisation and any accumulated impairment losses. These costs are amortised over their estimated useful life of three years. The amortisation period and the amortisation method used for the computer software and website development are reviewed at least at each financial year-end.

Computer software and website development are assessed for impairment whenever there is an indication that they may be impaired. Changes in the expected useful life or the expected pattern of consumption of future economic benefits embodied in the asset is accounted for by changing the amortisation period or method, as appropriate, and are treated as changes in accounting estimates. Costs associated with maintaining computer software programmes and website development are recognised as an expense when incurred.

n) Borrowings

Borrowings are recognised initially at fair value, net of transaction costs incurred. Borrowings are subsequently carried at amortised cost; any difference between the proceeds (net of transaction costs) and the redemption value is recognised in the statement of comprehensive income over the period of the borrowings using the effective interest method.

Fees paid on the establishment of loan facilities are recognised as transaction costs of the loan to the extent that it is probable that some or all of the facility will be drawn down. In this case, the fee is deferred until the draw-down occurs. To the extent that there is no evidence that it is probable that some or all of the facility will be drawn down, the fee is capitalised as a prepayment for liquidity services and amortised over the period of the facility to which it relates.

o) Interest income and expense

Interest income and expense are recognised in the statement of comprehensive income for all instruments measured at amortised cost using the effective interest method.

The effective interest method is a method of calculating the amortised cost of a financial asset or a financial liability and of allocating the interest income or interest expense over the relevant period.

The effective interest rate is the rate that exactly discounts estimated future cash payments or receipts through the expected life of the financial instrument or, when appropriate, a shorter period to the net carrying amount of the financial asset or financial liability. When calculating the effective interest rate, the Bank estimates cash flows considering all contractual terms of the financial instrument but does not consider future credit losses.

Eastern Caribbean Home Mortgage Bank

Notes to Financial Statements

March 31, 2015

(expressed in Eastern Caribbean dollars)

2 Significant accounting policies ...continued

o) Interest income and expense ...continued

The calculation includes all fees paid or received between parties to the contract that are an integral part of the effective interest rate, transaction costs and all other premiums or discounts. Once a financial asset or a group of similar financial assets has been written down as a result of an impairment loss, interest income is recognised using the rate of interest to discount the future cash flows for the purpose of measuring the impairment loss.

p) Dividends distribution

Dividends are recognised in equity in the period in which they are approved by the Board of Directors. Dividends for the year which are approved after the reporting date are disclosed as a subsequent event, if any.

q) Expenses

Expenses are recognised in the statement of comprehensive income upon utilisation of the service or as incurred.

r) Operating lease – Bank as a lessee

Where the Bank is a lessee, payments on the operating lease agreements are recognised as an expense on a straight-line basis over the lease term. Associated costs, such as maintenance and insurance, are expensed as incurred.

s) Foreign currency translation

Functional and presentation currency

Items included in the financial statements are measured using the currency of the primary economic environment in which the Bank operates (the “functional currency”). The financial statements are presented in Eastern Caribbean dollars, which is the Bank’s functional and presentation currency.

Transactions and balances

Foreign currency transactions are translated into the functional currency using the exchange rates prevailing at the dates of the transactions or valuation where items are re-measured. Foreign exchange gains and losses resulting from the settlement of such transactions and from the translation at year-end exchange rates of monetary assets and liabilities denominated in foreign currencies are recognised in the statement of comprehensive income.

Foreign currency gains and losses that relate to borrowings and cash and cash equivalents are presented in the statement of comprehensive income within ‘Other operating expenses’.

t) Share capital

Share capital represents the nominal value of ordinary shares that have been issued.

Eastern Caribbean Home Mortgage Bank

Notes to Financial Statements

March 31, 2015

(expressed in Eastern Caribbean dollars)

2 Significant accounting policies ...continued

u) Reserves

The Bank maintains a special reserve account – Portfolio Risk Reserve. This reserve account was established to cover against general risk associated with the secondary mortgage market.

Each year, the Bank makes an allocation of 20% of profits after the appropriation for dividends.

v) Retained earnings

Retained earnings include current and prior period results of operations as reported in the statement of comprehensive income, net of dividends.

w) Earnings per share

Basic earnings per share are determined by dividing profit by the weighted average number of ordinary shares outstanding during the period after giving retroactive effect to stock dividend declared, stock split and reverse stock split during the period, if any.

Diluted earnings per share are computed by adjusting the weighted average number of ordinary shares outstanding to assume conversion of dilutive potential shares. Currently, the Bank does not have dilutive potential shares outstanding, hence, the diluted earnings per share is equal to the basic earnings per share.

3 Financial risk management

The Bank's aim is to achieve an appropriate balance between risk and return and minimize potential adverse effects on the Bank's financial performance. The Bank defines risk as the possibility of losses of profits, which may be caused by internal factors. Risk is inherent in the Bank's activities but it is managed through a process of ongoing identification, measurement and monitoring. This process of risk management is critical to the Bank's continuing profitability. The Bank is exposed to credit risk, market risk (including interest rate risk and foreign currency risk), liquidity risk and operational risk.

Eastern Caribbean Home Mortgage Bank

Notes to Financial Statements

March 31, 2015

(expressed in Eastern Caribbean dollars)

3 Financial risk management ...continued

a) Enterprise risk management approach

The Bank continuously enhances its Enterprise Risk Management (ERM) approach towards the effective management of enterprise-wide risks. Key components of the ERM framework include:

- structure risk governance model incorporating Board and Senior Management oversight;
- sound debt-to-equity ratio and liquidity management process;
- comprehensive assessment of material risks;
- regular controls, reviews, monitoring and reporting; and
- independent reviews by internal/external auditors, credit rating agency and the relevant supervisory authorities domiciled in the ECCU.

The Board of Directors is ultimately responsible for identifying and controlling risks.

The Board of Directors is responsible for the overall risk management approach and for approving the risk strategies and principles. The Board of Directors is responsible for overseeing the Bank's risk management, including overseeing the management of credit risk, market risk, liquidity risk and operational risk.

The Board carries out its risk management oversight function by:

- reviewing and assessing the quality, integrity and effectiveness of the risk management systems;
- overseeing the development of policies and procedures designed to define, measure, identify and report on credit, market, liquidity and operational risk;
- establishing and communicating risk management controls throughout the Bank;
- ensuring that the Bank has implemented an effective ongoing process to identify risk, to measure its potential impact against a broad set of assumptions and then to activate what is necessary to pro-actively manage these risks, and to decide the Bank's appetite or tolerance for risks;
- reviewing management reports detailing the adequacy and overall effectiveness of risk management, its implementation by management reports on internal control and any recommendations and confirm that appropriate action has been taken;
- providing an independent and objective oversight and view of the information presented by management on corporate accountability and specifically associated risk; and,
- remaining informed on risk exposures and risk management activities through the submission of periodic reports from management.

b) Risk measurement and reporting systems

Monitoring and controlling risks is primarily performed based on limits established by the Bank and reported in the Bank's policy statement. These limits reflect the business strategy and market environment of the Bank as well as the level of risk that the Bank is willing to accept.

Information compiled is examined in order to analyse, control and identify early risks by undertaking an annual review of the portfolios held by the Bank.

Eastern Caribbean Home Mortgage Bank

Notes to Financial Statements

March 31, 2015

(expressed in Eastern Caribbean dollars)

3 Financial risk management ...continued

c) Excessive risk concentration

The Bank reviews its mortgage concentration to prevent exposure in excess of twenty percent (20%) of total assets in any one (1) primary lender or group. The Bank manages its mortgage portfolio by focusing on maintaining a diversified portfolio and concentration percentages. Identified concentrations of credit risks are controlled and managed accordingly.

d) Credit risk

The Bank takes on exposure to credit risk, which is the risk of financial loss to the Bank if a customer (Primary Lender) or counterparty to a financial instrument fails to meet its contractual obligations, and arises principally from the Bank's normal trading activity in mortgages. The amount of the Bank's exposure to credit risk is indicated by the carrying amount of its financial assets. Financial instruments which potentially expose the Bank to credit risk consist primarily of mortgage loans, securities purchased under agreements to resell and investment securities.

The table below shows the maximum exposure to credit risk for the components of the statement of financial position.

	Gross Maximum Exposure 2015 \$	Gross Maximum Exposure 2014 \$
Credit risk exposure relating to on-balance sheet position		
Cash and cash equivalents	8,230,637	28,261,338
Securities purchased under agreements to resell	21,863,011	20,974,227
Receivables	40,011	36,579
Investment securities	148,561,920	129,861,401
Mortgage loans portfolio	78,759,018	148,483,829
AFS investment	100,000	100,000
	257,554,597	327,717,374

The above table represents a worst case scenario of credit exposure to the Bank as at March 31, 2015 and 2014, without taking into account any collateral held or other enhancements attached. The exposure set out above is based on net carrying amounts as reported in the statement of financial position.

As shown above, 31% of the total maximum exposure is derived from the mortgage loans portfolio (2014: 45%) and 58% (2014: 40%) of the total maximum exposure represents investments securities.

Eastern Caribbean Home Mortgage Bank

Notes to Financial Statements

March 31, 2015

(expressed in Eastern Caribbean dollars)

3 Financial risk management ...continued

d) Credit risk exposure

Management is confident in its ability to continue to control and sustain minimal exposure of credit risk to the Bank resulting from both its mortgage loans portfolio and short-term marketable securities, based on the following:

- *Cash and cash equivalents, securities purchased under agreements to sell and investment securities*
These are held with banks regulated by the Eastern Caribbean Central Bank (ECCB) and collateral is not required for such accounts as management regards the institutions as strong.
- *Mortgage loans portfolio*
A due diligence assessment is undertaken before a pool of mortgages is purchased from the Primary Lender who has to meet the standard requirements of the Bank. Subsequently, annual onsite assessments are conducted to ensure that the quality standards of the loans are maintained.
- *AFS investment*
Equity securities are held in a reputable securities exchange company in which the ECCB is the major shareholder.

There were no changes to the Bank's approach to managing credit risk during the year.

e) Management of credit risk

The Bank enters into Sale and Administration Agreements with Primary Lending Institutions for the purchase of residential mortgages with recourse. The terms of the Agreement warrants that any default, loss or title deficiency occurring during the life of a mortgage loan will be remedied by the Primary Lending Institution and the Bank is protected against any resulting loss. As a result of the recourse provision, management believes that no provision is required.

The Bank manages and controls credit risk by limiting concentration exposure to any one Organisation of Eastern Caribbean States (OECS) member state or primary lending institution (for mortgages). It places limits on the amount of risk it is willing to accept for individual counterparties and for geographical and industry concentrations by monitoring exposures in relation to such limits.

The Bank monitors concentration of credit risk by geographic location and by primary lending institutions. The Bank's credit exposure for mortgage loans at their carrying amounts, categorised by individual Eastern Caribbean Currency Union (ECCU) territory is disclosed in Note 9.

Eastern Caribbean Home Mortgage Bank

Notes to Financial Statements

March 31, 2015

(expressed in Eastern Caribbean dollars)

3 Financial risk management...continued

e) Management of credit risk...continued

The table below breaks down the Bank's main credit exposure at the carrying amounts, categorized by geographical regions as of March 31, 2015 with comparatives for 2014. In this table, the Bank has allocated exposure to regions based on the country of domicile of the counterparties.

	St. Kitts and Nevis \$	Other ECCU Member States \$	Barbados \$	Total \$
Cash and cash equivalents	8,230,637	—	—	8,230,637
Securities purchased under agreements to resell	—	21,863,011	—	21,863,011
Other receivables	40,011	—	—	40,011
Investment securities	7,000,000	141,124,420	437,500	148,561,920
Mortgage loans portfolio	8,451,546	70,307,472	—	78,759,018
AFS investment	100,000	—	—	100,000
As of March 31, 2015	23,822,194	233,294,903	437,500	257,554,597
Cash and cash equivalents	28,261,338	—	—	28,261,338
Securities purchased under agreements to resell	—	20,974,227	—	20,974,227
Other receivables	36,579	—	—	36,579
Investment securities	76,935,616	51,688,285	1,237,500	129,861,401
Mortgage loans portfolio	10,243,711	138,240,118	—	148,483,829
AFS investment	100,000	—	—	100,000
As of March 31, 2014	115,577,243	210,902,631	1,237,500	327,717,374

Economic sector concentrations within the mortgage loans portfolio were as follows:

	2015 \$	2015 %	2014 \$	2014 %
Commercial banks	55,580,428	71	115,994,548	78
Credit unions	4,117,020	5	10,559,405	7
Building society	10,610,024	13	11,686,165	8
Development bank	8,451,546	11	10,243,711	7
	78,759,018	100	148,483,829	100

Eastern Caribbean Home Mortgage Bank

Notes to Financial Statements

March 31, 2015

(expressed in Eastern Caribbean dollars)

3 Financial risk management ...continued

f) Market risk

Market risk is the risk that changes in market prices, such as interest rate, equity prices, foreign exchange rates and credit spreads (not relating to the obligor's/issuer's credit standing) will affect the Bank's income or the value of its holdings of financial instruments. The objective of market risk management is to manage and control market risk exposures within acceptable parameters, while optimising returns.

The Bank manages interest rate risk by monitoring interest rates daily, and ensuring that the maturity profile of its financial assets is matched by that of its financial liabilities to the extent practicable, given the nature of the business. The directors and management believe that the Bank has limited exposure for foreign currency risk as its foreign current assets and liabilities are denominated in United States Dollars, which is fixed to Eastern Caribbean Dollars at the rate of \$2.70. The Bank has no significant exposure to equity price risk as it has no financial assets which are to be realized by trading in the securities market.

i) Interest rate risk

Interest rate risk is the risk that the value of a financial instrument will fluctuate due to changes in market interest rates. It arises when there is a mismatch between interest-earning assets and interest-bearing liabilities which are subject to interest rate adjustment within a specified period. It can be reflected as a loss of future net interest income and/or a loss of current market values.

Eastern Caribbean Home Mortgage Bank

Notes to Financial Statements

March 31, 2015

(expressed in Eastern Caribbean dollars)

3 Financial risk management ...continued

f) Market risk

i) Interest rate risk ...continued

The following table summarises the carrying amounts of assets and liabilities to arrive at the Bank's interest rate gap based on the earlier of contractual repricing and maturity dates.

	Within 3 months \$	3 to 12 months \$	1 to 5 years \$	Over 5 years \$	Non- interest bearing \$	Total \$
As at 31 March 2015						
Financial assets:						
Cash and cash equivalents	8,230,637	—	—	—	500	8,231,137
Securities purchased under agreements to resell	—	21,863,011	—	—	—	21,863,011
Receivables	—	—	—	—	40,011	40,011
Investment securities	22,456,816	43,463,399	78,944,979	437,500	3,259,226	148,561,920
Mortgage loans portfolio	2,864,165	8,247,537	37,246,644	30,283,336	117,336	78,759,018
AFS investment	—	—	—	—	100,000	100,000
Total financial assets	33,551,618	73,573,947	116,191,623	30,720,836	3,517,073	257,555,097
Financial liabilities:						
Borrowings	750,000	89,887,000	108,459,700	—	820,495	199,917,195
Accrued expenses and other liabilities	—	—	—	—	273,067	273,067
Total financial liabilities	750,000	89,887,000	108,459,700	—	1,093,562	200,190,262
Interest sensitivity gap	32,801,618	(16,313,053)	7,731,923	30,720,836	2,423,511	57,364,835

Eastern Caribbean Home Mortgage Bank

Notes to Financial Statements

March 31, 2015

(expressed in Eastern Caribbean dollars)

3 Financial risk management ...continued

f) Market risk ...continued

i) Interest rate risk ...continued

	Within 3 months \$	3 to 12 months \$	1 to 5 years \$	Over 5 years \$	Non- interest bearing \$	Total \$
As at 31 March 2014						
Financial assets:						
Cash and cash equivalents	28,261,338	—	—	—	620	28,261,958
Securities purchased under agreements to resell	—	10,000,000	10,947,397	—	26,830	20,974,227
Receivables	—	—	—	—	36,579	36,579
Investment securities	15,000,000	90,567,206	21,000,000	—	3,294,195	129,861,401
Mortgage loans portfolio	2,032,169	5,970,443	27,904,668	112,140,682	435,867	148,483,829
AFS investment	—	—	—	—	100,000	100,000
Total financial assets	45,293,507	106,537,649	59,852,065	112,140,682	3,894,091	327,717,994
Financial liabilities:						
Borrowings	12,050,000	86,853,300	169,096,700	—	1,304,595	269,304,595
Accrued expenses and other liabilities	—	—	—	—	1,259,197	1,259,197
Dividends payable	—	—	—	—	600,000	600,000
Total financial liabilities	12,050,000	86,853,300	169,096,700	—	3,163,792	271,163,792
Interest Sensitivity Gap	33,244,127	19,684,349	(109,244,635)	112,140,682	729,679	56,554,202

Eastern Caribbean Home Mortgage Bank

Notes to Financial Statements

March 31, 2015

(expressed in Eastern Caribbean dollars)

3 Financial risk management...continued

f) Market risk ...continued

ii) Foreign currency risk

Foreign currency risk is the risk that the market value of, or the cash flow from, financial instruments will vary because of exchange rate fluctuations. The Bank incurs currency risk on transactions that are denominated in a currency other than the functional currency, the EC Dollar. The main currency giving rise to this risk is the US Dollar. The EC Dollar is fixed to the US Dollar at the rate of 2.70.

The following table summarises the Bank's exposure to foreign currency risk as of March 31, 2015 and 2014. Included in the table are the Bank's financial instruments at carrying amounts, categorised by currency.

	Eastern Caribbean Dollar \$	United States Dollar \$	Total \$
At March 31, 2015			
Financial assets			
Cash and cash equivalents	7,622,203	608,934	8,231,137
Securities purchased under agreement to resell	21,863,011	—	21,863,011
Receivables	40,011	—	40,011
Investment securities	148,561,920	—	148,561,920
Mortgage loans portfolio	75,965,578	2,793,440	78,759,018
AFS investment	100,000	—	100,000
	254,152,723	3,402,374	257,555,097
Financial liabilities			
Borrowings	184,890,520	15,026,675	199,917,195
Accrued expenses and other liabilities	273,067	—	273,067
	185,163,587	15,026,675	200,190,262
Net statement of financial position	68,989,136	(11,624,301)	57,364,835

Eastern Caribbean Home Mortgage Bank

Notes to Financial Statements

March 31, 2015

(expressed in Eastern Caribbean dollars)

3 Financial risk management ...continued

f) Market risk ...continued

ii) Foreign currency risk ...continued

	Eastern Caribbean Dollar \$	United States Dollar \$	Total \$
At March 31, 2014			
Financial assets			
Cash and cash equivalents	27,063,657	1,198,301	28,261,958
Securities purchased under agreement to resell	20,974,227	—	20,974,227
Receivables	36,579	—	36,579
Investment securities	129,861,401	—	129,861,401
Mortgage loans portfolio	127,646,690	20,837,139	148,483,829
AFS investment	100,000	—	100,000
	305,682,554	22,035,440	327,717,994
Financial liabilities			
Borrowings	251,263,990	18,040,605	269,304,595
Accrued expenses and other liabilities	1,259,197	—	1,259,197
Dividends payable	600,000	—	600,000
	253,123,187	18,040,605	271,163,792
Net statement of financial position	52,559,367	3,994,835	56,554,202

g) Liquidity risk

Liquidity risk is the risk that the Bank will encounter difficulty in raising funds to meet commitments associated with financial instruments. Liquidity risk may result from an inability to sell a financial asset quickly at, or close to, its fair value. Prudent liquidity risk management requires the Bank to maintain sufficient cash and marketable securities, monitoring future cash flows and liquidity on a daily basis and have funding available through an adequate amount of committed facilities.

Due to the dynamic nature of the underlying businesses, the management of the Bank ensures that sufficient funds are held in short-term marketable instruments to meet its liabilities and disbursement commitments when due, without incurring unacceptable losses or risk damage to the Bank's reputation.

The daily liquidity position is monitored by reports covering the position of the Bank. The key measure used by the Bank for managing liquidity risk is the ratio of net liquid assets to cash available for disbursements. For this purpose, net liquid assets are considered as including cash and cash equivalents, resale agreements and short term marketable securities, less loan and bond commitments to borrowers within the coming year.

Eastern Caribbean Home Mortgage Bank

Notes to Financial Statements

March 31, 2015

(expressed in Eastern Caribbean dollars)

3 Financial risk management ... continued

Maturities analysis of assets and liabilities

The following table presents the contractual maturities of financial assets and liabilities, on the basis of their earliest possible contractual maturity.

	Within 3 Months \$	3 to 12 months \$	1 to 5 years \$	Over 5 Years \$	Total \$
As at March 31, 2015					
Assets:					
Cash and cash equivalents	8,231,137	—	—	—	8,231,137
Securities purchased under agreements to resell	—	21,863,011	—	—	21,863,011
Other receivables	40,011	—	—	—	40,011
Investment securities	24,903,649	43,498,745	79,722,026	437,500	148,561,920
Mortgage loans portfolio	2,981,501	8,247,537	37,246,644	30,283,336	78,759,018
AFS investment	100,000	—	—	—	100,000
Total assets	36,256,298	73,609,293	116,968,670	30,720,836	257,555,097
Liabilities:					
Borrowings	1,570,495	89,887,000	108,459,700	—	199,917,195
Accrued expenses and other liabilities	273,067	—	—	—	273,067
	1,843,562	89,887,000	108,459,700	—	200,190,262
Net liquidity gap	34,412,736	(16,277,707)	8,508,970	30,720,836	57,364,835

Eastern Caribbean Home Mortgage Bank

Notes to Financial Statements

March 31, 2015

(expressed in Eastern Caribbean dollars)

3 Financial risk management ...continued

Maturities analysis of assets and liabilities ...continued

	Within 3 Months \$	3 to 12 months \$	1 to 5 years \$	Over 5 years \$	Total \$
As at March 31, 2014					
Assets:					
Cash and cash equivalents	28,261,958	—	—	—	28,261,958
Securities purchased under agreements to resell	—	10,012,808	10,961,419	—	20,974,227
Other receivables	36,579	—	—	—	36,579
Investment securities	16,433,528	92,382,805	21,045,068	—	129,861,401
Mortgage loans portfolio	2,468,036	5,970,443	27,904,668	112,140,682	148,483,829
AFS investment	—	—	—	100,000	100,000
Total assets	47,200,101	108,366,056	59,911,155	112,240,682	327,717,994
Liabilities:					
Borrowings	11,735,319	88,472,576	169,096,700	—	269,304,595
Other liabilities and accrued expenses	1,259,197	—	—	—	1,259,197
Dividends payable	—	600,000	—	—	600,000
Total liabilities	12,994,516	89,072,576	169,096,700	—	271,163,792
Net liquidity gap	34,205,585	19,293,480	(109,185,545)	112,240,682	56,554,202

Eastern Caribbean Home Mortgage Bank

Notes to Financial Statements

March 31, 2015

(expressed in Eastern Caribbean dollars)

3 Financial risk management approach ... *continued*

h) Operational risk

The growing sophistication of the banking industry has made the Bank's operational risk profile more complex. Operational risk is inherent to all business activities and is the potential for financial or reputational loss arising from inadequate or failed internal controls, operational processes or the systems that support them. It includes errors, omissions, disasters and deliberate acts such as fraud. The Bank recognizes that such risks can never be entirely eliminated and manages the risk through a combination of systems and procedures to monitor and document transactions.

The Bank's objective is to manage operational risk so as to balance the avoidance of financial losses and damage to the Bank's reputation with overall cost effectiveness and to avoid control procedures that restrict initiative and creativity. Independent checks on operational risk issues are also undertaken by the internal audit function.

The primary responsibility for the development and implementation of controls to address operational risk is assigned to the Board of Directors. This responsibility is supported by the development of overall Bank standards for the management of operational risk in the following areas:

- requirements for appropriate segregation of duties, including the independent authorisation of transactions;
- requirements for the reconciliation and monitoring of transactions;
- compliance with regulatory and other legal requirements;
- documentation of controls and procedures;
- requirements for the periodic assessment of operational risk faced and the adequacy of controls and procedures to address the risks identified;
- requirements for the reporting of operational losses and proposed remedial action;
- development of contingency plans;
- training and professional development;
- ethical and business standards; and
- risk mitigation, including insurance when this is effective.

i) Capital management

The Bank's objectives when managing capital are to safeguard the Bank's ability to continue as a going concern in order to provide returns for shareholders and benefits for other stakeholders and to maintain an optimal capital structure to reduce the cost of capital.

In order to maintain or adjust the capital structure, the Bank may adjust the amount of dividends paid to shareholders, return capital to shareholders, issue new shares or sell assets to reduce debt.

Eastern Caribbean Home Mortgage Bank

Notes to Financial Statements

March 31, 2015

(expressed in Eastern Caribbean dollars)

3 Financial risk management ... *continued*

i) Capital management...*continued*

The Bank monitors capital on the basis of the gearing ratio. This ratio is calculated as total long-term debt divided by total capital. Total long-term debts are calculated as total bonds in issue plus the Caribbean Development Bank long-term loan (as shown in the statement of financial position as "Borrowings"). Total capital is calculated as 'equity' as shown in the statement of financial position.

During 2015, the Bank's strategy, which was unchanged from 2014, was to maintain the gearing ratio within 8:1 and an AA- credit rating. The AA- credit rating has been maintained throughout the period. The gearing ratios as at March 31, 2015 and 2014 were as follows:

	2015	2014
	\$	\$
Total Debt	199,917,195	269,304,595
Total Equity	57,624,580	56,853,251
Debt to Equity ratio	3.47	4.74

There were no changes to the Bank's approach to capital management during the year.

Eastern Caribbean Home Mortgage Bank

Notes to Financial Statements

March 31, 2015

(expressed in Eastern Caribbean dollars)

3 Financial risk management ...continued

i) Fair value estimation

The table below summarises the carrying and fair values of the Bank's financial assets and liabilities.

	Carrying value		Fair value	
	2015 \$	2014 \$	2015 \$	2014 \$
Cash and cash equivalents	8,231,137	28,261,958	8,231,137	28,261,958
Securities purchased under agreements to resell	21,863,011	20,974,227	21,863,011	20,974,227
Receivables	40,011	36,579	40,011	36,579
Investment securities	148,561,920	129,861,401	148,561,920	129,861,401
Mortgage loans portfolio	78,759,018	148,483,829	78,759,018	148,483,829
AFS investment	100,000	100,000	100,000	100,000
	257,555,097	327,717,994	257,555,097	327,717,994
Borrowings	199,917,195	269,304,595	199,917,195	269,304,595
Accrued expenses and other liabilities	273,067	1,259,197	273,067	1,259,197
Dividends payable	—	600,000	—	600,000
	200,190,262	271,163,792	200,190,262	271,163,792

Fair value amounts represent estimates of the consideration that would currently be agreed upon between knowledgeable, willing parties who are under no compulsion to act and is best evidenced by a quoted market value, if one exists. Accordingly, fair values are equal to their carrying values due to their short-term nature.

Mortgage loans portfolio represents residential mortgages and outstanding balances are carried based on its principal and interests. The fair values of mortgages are equal to their carrying values.

The Bank's AFS investment is not actively traded in an organised financial market, and fair value is determined at cost.

Accordingly estimates contained herein are not necessarily indicative of the amounts that the Bank could realise in a current market exchange. The use of different assumptions and/or estimation methodologies may have a material effect on the estimated fair values. Management is not aware of any factors that would significantly affect the estimated fair value amounts.

Financial instruments where carrying value is equal to fair value due to their short-term maturity, the carrying value of financial instruments are equal to their fair values. These include cash and cash equivalents, receivables, accrued expenses and other liabilities and dividends payable.

The fair values of the floating rate debt securities in issue is based on quoted market prices where available and where not available is based on a current yield curve appropriate for the remaining term to maturity.

Eastern Caribbean Home Mortgage Bank

Notes to Financial Statements

March 31, 2015

(expressed in Eastern Caribbean dollars)

4 Critical accounting estimates and judgements

The Bank's financial statements and its financial results are influenced by accounting policies, assumptions, estimates and management judgement, which necessarily have to be made in the course of preparation of the financial statements. Estimates and judgments are continually evaluated and are based on historical experience and other factors, including expectations of future events that are believed to be reasonable under the circumstances.

The Bank makes estimates and assumptions concerning the future. The resulting accounting estimates will, by definition, seldom equal the actual results. The estimates that have a significant risk of causing material adjustments to the carrying amounts of assets within the next financial year are discussed below.

(a) Impairment losses on investment securities

The Bank reviews its investment securities to assess impairment on a regular and periodic basis. In determining whether an impairment loss should be recorded, the Bank makes judgments as to whether there is any observable data indicating an impairment trigger followed by a measurable decrease in the estimated future cash flows from investment securities. Such observable data may indicate that there has been an adverse change in the payment ability and financial condition of the counterparty. Management use experience judgment and estimates based on objective evidence of impairment when assessing future cash flows. There were no impairment losses on investment securities as at March 31, 2015 (2014: Nil).

(b) Impairment losses on mortgage loans portfolio

The Bank reviews its mortgage loans portfolio to assess impairment on a periodic basis. In determining whether an impairment loss should be recorded in the statement of comprehensive income, the Bank makes judgements as to whether there is any observable data indicating that there is a measurable decrease in the estimated future cash flows from a portfolio of mortgage loans before the decrease can be identified with an individual loan in that portfolio. This evidence may include observable data indicating that there has been an adverse change in the payment status of borrowers, or local economic conditions that correlate with defaults on assets in the Bank.

Management uses estimates based on historical loss experience for assets with credit risk characteristics and objective evidence of impairment similar to those in the portfolio when scheduling its future cash flows. The methodology and assumptions used for estimating both the amount and timing of future cash flows are reviewed regularly to reduce any differences between loss estimates and actual loss experience. There was no provision recorded as at March 31, 2015 (2014: Nil).

(c) Impairment loss on AFS financial asset

The Bank follows the guidelines of IAS 39 to determine when an AFS financial asset is impaired. This determination requires significant judgement. In making this judgement, the Bank evaluates, among other factors, the duration and extent to which the fair value of an investment is less than its cost; and the financial health of and short-term business outlook for the investee, including factors such as industry and sector performance, changes in technology and operational and financing cash flows. To the extent that the actual results regarding impairment may differ from management's estimate. There was no provision recorded as at March 31, 2015 (2014: Nil).

Eastern Caribbean Home Mortgage Bank

Notes to Financial Statements

March 31, 2015

(expressed in Eastern Caribbean dollars)

4 Critical accounting estimates and judgements ...continued

(d) Useful lives of motor vehicles and equipment

The Bank estimates the useful lives of motor vehicles and equipment based on the period over which the assets are expected to be available for use. The estimated useful lives of motor vehicles and equipment are reviewed periodically and are updated if expectations differ from previous estimates due to physical wear and tear, technical or commercial obsolescence and legal or other limits on the use of the assets. Based on management's assessment as at March 31, 2015, there is no change in estimated useful lives of property and equipment during the year. Actual results, however, may vary due to changes in estimates brought about by changes in factors mentioned above.

(e) Impairment of Non-financial assets

The Bank's policy on estimating the impairment of non-financial assets is discussed in Note 2. Though management believes that the assumptions used in the estimation of fair values reflected in the financial statements are appropriate and reasonable, significant changes in these assumptions may materially affect the assessment of recoverable values and any resulting impairment loss could have a material adverse effect on the results of operations.

5 Cash and cash equivalents

	2015 \$	2014 \$
Cash on hand	500	620
Balances with commercial banks	8,230,637	28,261,338
	<u>8,231,137</u>	<u>28,261,958</u>

Balances with commercial banks earned interest at rates ranging from 0 % to 0.1% (2014: 0 % to 2.5%) during the year.

Eastern Caribbean Home Mortgage Bank

Notes to Financial Statements

March 31, 2015

(expressed in Eastern Caribbean dollars)

6 Securities purchased under agreements to resell

Securities purchased under agreements to resell held with First Citizens Investment Services Ltd.

	2015 \$	2014 \$
2-year reverse repurchase agreement maturing on March 21, 2016, interest rate of 4.25% (2014: 4.25%)	10,947,397	10,947,397
1-year reverse repurchase agreement maturing on March 25, 2016, interest rate of 3.50% (2014: 4.25%)	10,427,329	10,000,000
	21,374,726	20,947,397
Interest receivable	488,285	26,830
	21,863,011	20,974,227
	2015 \$	2014 \$
Current	21,863,011	10,012,808
Non-current	—	10,961,419
	21,863,011	20,974,227

These repurchase agreement securities are collateralized by bonds issued by the Government of St. Lucia in the amount of \$10,705,243 bearing interest at a rate of 4.25% and \$10,417,491 (USD\$3,858,330) bearing interest at a rate of 3.50% (2014: \$10,705,243 and \$9,990,564) respectively.

7 Receivables and prepayments

	2015 \$	2014 \$
Receivables	40,011	36,579
Prepayments	25,484	24,397
	65,495	60,976

Eastern Caribbean Home Mortgage Bank

Notes to Financial Statements

March 31, 2015

(expressed in Eastern Caribbean dollars)

8 Investment securities

	2015 \$	2014 \$
Loans and receivables		
Term deposits		
CLICO International Life Insurance Limited	4,200,000	5,000,000
Provision for impairment – CLICO	(3,762,500)	(3,762,500)
	437,500	1,237,500
Two year fixed deposit at The Bank of St. Lucia Limited maturing on March 23, 2018 bearing interest at a rate of 3.0% (2014: 4.25%)	11,945,125	20,950,000
One year fixed deposit at Eastern Amalgamated Bank Limited maturing on June 5, 2015 bearing interest at a rate of 3.75%	15,000,000	–
Two year fixed deposit at Grenada Co-operative Bank Limited maturing on March 2, 2016 bearing interest at a rate of 4.5% (2014: 4.5%)	11,000,000	11,000,000
Two (2) three year fixed deposits at Grenada Public Service Co-operative Credit Union maturing on June 5, 2018 bearing interest at a rate of 4.25%	10,000,000	–
Two year fixed deposit at Eastern Amalgamated Bank Limited maturing on March 28, 2016 bearing interest at a rate of 4.0% (2014: 4.0%)	10,000,000	10,000,000
One year fixed deposit at St. Kitts-Nevis-Anguilla National Bank Limited maturing on August 6, 2015 bearing interest at a rate of 3.0%	7,000,000	–
One year fixed deposit at The Bank of St. Vincent & the Grenadines Limited maturing on January 31, 2016 bearing interest at a rate of 3.75% (2014: 4.5%)	6,336,861	6,063,982
One year fixed deposit at ABI Bank Limited maturing on March 4, 2016 bearing interest at a rate of 3.5% (2014: 3.5%)	5,126,553	3,553,224
One year fixed deposit at The Bank of St. Lucia Limited maturing on March 23, 2017 bearing interest at a rate of 3.00%	5,000,000	–

Eastern Caribbean Home Mortgage Bank

Notes to Financial Statements

March 31, 2015

(expressed in Eastern Caribbean dollars)

8 Investment securities ...continued

	2015 \$	2014 \$
Loans and receivables ...continued		
Term deposits ...continued		
Five year fixed deposit at National Bank of Dominica Limited maturing on August 11, 2019 bearing interest at a rate of 4.5%	5,000,000	—
Three year fixed deposit at Capita Finance Services maturing on March 2, 2018 bearing interest at a rate of 4.25%	5,000,000	—
Two year fixed deposit at St. Vincent & the Grenadines Teachers Co-operative Credit Union maturing on August 7, 2016 bearing interest at a rate of 4.0%	4,999,990	—
Two (2) one year fixed deposits at Financial Investment and Consultancy Services (FICS) Limited maturing on August 6, 2016 bearing interest at a rate of 5.0%	3,999,965	—
One year fixed deposit at Communal Co-operative Credit Union maturing on October 9, 2015 bearing interest at a rate of 4.0%	2,000,000	—
Two year fixed deposit at Financial Investment and Consultancy Services (FICS) Limited maturing on October 9, 2016 bearing interest at a rate of 5.0%	1,999,985	—
Three year fixed deposit at Marigot Co-operative Credit Union maturing on March 31, 2018 bearing interest at a rate of 4.0%	1,000,000	—
Two (2) 1-year fixed deposits at St. Kitts-Nevis-Anguilla National Bank Limited matured on July 26, 2014 bearing interest at a rate of 4.25%	—	60,000,000
Six month fixed deposit at St. Kitts-Nevis-Anguilla National Bank Limited matured on April 24, 2014 bearing interest at a rate of 3.0%	—	15,000,000
	105,408,479	126,567,206

Eastern Caribbean Home Mortgage Bank

Notes to Financial Statements

March 31, 2015

(expressed in Eastern Caribbean dollars)

8 Investment securities ...continued

	2015 \$	2014 \$
Government bonds		
Government of St. Vincent and the Grenadines Maturing on October 7, 2019 bearing interest at a rate of 6.00%	10,000,000	—
Government of St. Lucia Maturing on October 14, 2019 bearing interest at a rate of 5.50%	10,000,000	—
Government of the Commonwealth of Dominica Maturing on October 28, 2019 bearing interest at a rate of 5.00%	10,000,000	—
Maturing on October 28, 2019 bearing interest at a rate of 7.00%	2,000,000	—
	32,000,000	—
Treasury bills		
Government of St. Vincent and the Grenadines Maturing on June 30, 2015 bearing interest at a rate of 2.30%	2,986,697	—
Maturing on June 4, 2015 bearing interest at a rate of 4.00%	1,485,041	—
Government of the Commonwealth of Dominica Maturing on June 26, 2015 bearing interest at a rate of 1.995%	2,985,078	—
	7,456,816	—
Total	145,302,795	127,804,706
Interest receivable	3,484,125	2,281,695
Less provision for impairment – CLICO	(225,000)	(225,000)
Total investment securities	148,561,920	129,861,401
Current	68,402,394	108,816,333
Non-current	80,159,526	21,045,068
	148,561,920	129,861,401

Eastern Caribbean Home Mortgage Bank

Notes to Financial Statements

March 31, 2015

(expressed in Eastern Caribbean dollars)

8 Investment securities ...continued

The movement of the investment securities is shown below:

	2015 \$	2014 \$
Opening principal balance	127,804,706	51,484,075
Additions	111,842,462	90,264,502
Disposals	(94,000,000)	(14,893,872)
Reclassifications/transfers	(344,373)	950,001
Ending principal balance	145,302,795	127,804,706
Opening interest receivable	2,281,695	1,874,256
Interest earned	6,228,204	5,064,364
Interest received/collected	(4,570,147)	(3,706,924)
Reclassifications/transfers	(455,627)	(950,001)
Ending interest receivable	3,484,125	2,281,695

Term deposits held with CLICO International Life Insurance Limited

The Bank holds an Executive Flexible Premium Annuity (EFPA) with CLICO International Life Insurance Limited (CLICO Barbados), a member of the CL Financial Group. The EFPA matured in October 2009. During the 2011 financial year, the Bank was informed that CLICO had been placed under judicial management. On July 28, 2011 the Judicial Manager submitted its final report to the High Court in Barbados setting out its findings and recommendations. As at March 31, 2014, the Bank's management have adopted a prudent approach to this matter and have established an impairment provision of 90% (2014: 75%) of the deposit balance and 100% (2014: 100%) of the accrued interest.

CLICO Barbados is a shareholder of the Bank. As the Bank has been unable to recoup the balance due for the term deposit held from CLICO, the Bank did not pay CLICO yearly dividends of \$200,000 relating to 2015, 2014, 2013 and 2012 totaling \$800,000 as of March 31, 2015. The dividends payable has been offset with the investment receivable in 2015.

Eastern Caribbean Home Mortgage Bank

Notes to Financial Statements

March 31, 2015

(expressed in Eastern Caribbean dollars)

9 Mortgage loans portfolio

	2015 \$	2014 \$
Commercial banks	55,536,842	115,709,671
Building society	10,610,024	11,686,165
Development bank	8,377,796	10,243,710
Credit unions	4,117,020	10,559,406
	<hr/>	<hr/>
	78,641,682	148,198,952
Interest receivable	117,336	284,877
	<hr/>	<hr/>
	78,759,018	148,483,829
	<hr/>	<hr/>

Territory Analysis	2015 \$	2014 \$
St. Vincent and the Grenadines	38,511,204	43,499,637
Antigua and Barbuda	20,623,784	22,760,261
Anguilla	11,128,898	32,849,391
St. Kitts and Nevis	8,377,796	10,243,711
Grenada	—	5,214,151
St. Lucia	—	33,631,801
	<hr/>	<hr/>
	78,641,682	148,198,952
	<hr/>	<hr/>

	2015 \$	2014 \$
Movement in the balance is as follows:		
Balance at beginning of the year – principal	148,198,952	199,404,029
Add: Loans purchased	—	14,893,872
Less: Principal repayments	(6,095,349)	(9,322,782)
Mortgages that were repurchased and replaced	(8,544,768)	(31,401,127)
Mortgages pools repurchased	(54,917,153)	(25,375,040)
	<hr/>	<hr/>
Balance at the end of the year – principal	78,641,682	148,198,952
Interest receivable	117,336	284,877
	<hr/>	<hr/>
	78,759,018	148,483,829
	<hr/>	<hr/>

Eastern Caribbean Home Mortgage Bank

Notes to Financial Statements

March 31, 2015

(expressed in Eastern Caribbean dollars)

9 Mortgage loans portfolio...continued

Terms and Conditions of Purchased Mortgages

a) Purchase of Mortgages

The Bank enters into Sale and Administration Agreements with Primary Lending Institutions in the Organisation of Eastern Caribbean States (OECS) territories for the purchase of mortgages. Mortgages are purchased at the outstanding principal on the settlement date.

b) Recourse to Primary Lending Institutions

Under the terms of the Sale and Administration Agreement, the Administrator (Primary Lending Institution) warrants that any default, loss or title deficiency occurring during the life of the loans secured by the Purchased Mortgages will be remedied.

c) Administration Fees

The Primary Lending Institutions are responsible for administering the mortgages on behalf of the Bank at an agreed fee on the aggregate principal amount, excluding any accrued interest, penalties or bonuses, outstanding at the beginning of the month in reference.

d) Rates of Interest

Rates of interest earned vary from 7% to 11% (2014: 7% to 11%).

10 Available-for-sale investment

	2015 \$	2014 \$
Eastern Caribbean Securities Exchange (ECSE) 10,000 Class C shares of \$10 each – unquoted carried at cost	100,000	100,000

Eastern Caribbean Home Mortgage Bank

Notes to Financial Statements

March 31, 2015

(expressed in Eastern Caribbean dollars)

11 Motor vehicles and equipment

	Motor vehicles \$	Computer equipment \$	Furniture and fixtures \$	Machinery and equipment \$	Total \$
Year ended March 31, 2014					
Opening net book value	213,935	21,436	2,353	47,690	285,414
Additions	—	40,031	—	8,797	48,828
Disposal	—	—	—	(1,350)	(1,350)
Written off of accumulated depreciation	—	—	—	717	717
Depreciation charge	(50,571)	(22,451)	(486)	(10,574)	(84,082)
Closing net book value	163,364	39,016	1,867	45,280	249,527
At March 31, 2014					
Cost	290,000	129,856	5,744	71,965	497,565
Accumulated depreciation	(126,636)	(90,840)	(3,877)	(26,685)	(248,038)
Net book value	163,364	39,016	1,867	45,280	249,527
Year ended March 31, 2015					
Opening net book value	163,364	39,016	1,867	45,280	249,527
Additions	—	58,772	—	—	58,772
Depreciation charge	(50,572)	(28,275)	(486)	(10,408)	(89,741)
Closing net book value	112,792	69,513	1,381	34,872	218,558
At March 31, 2015					
Cost	290,000	188,628	5,744	71,965	556,337
Accumulated depreciation	(177,208)	(119,115)	(4,363)	(37,093)	(337,779)
Net book value	112,792	69,513	1,381	34,872	218,558

Eastern Caribbean Home Mortgage Bank

Notes to Financial Statements

March 31, 2015

(expressed in Eastern Caribbean dollars)

12 Intangible assets

	Computer software \$	Website development \$	Total \$
Year ended March 31, 2014			
Opening net book value	—	—	—
Additions	14,761	13,505	28,266
Amortisation charge	(1,640)	(1,501)	(3,141)
Closing net book value	13,121	12,004	25,125
At March 31, 2014			
Cost	14,761	13,505	28,266
Accumulated Amortisation	(1,640)	(1,501)	(3,141)
Net book value	13,121	12,004	25,125
Year ended March 31, 2015			
Opening net book value	13,121	12,004	25,125
Amortisation charge	(4,920)	(4,502)	(9,422)
Closing net book value	8,201	7,502	15,703
At March 31, 2015			
Cost	14,761	13,505	28,266
Accumulated amortisation	(6,560)	(6,003)	(12,563)
Net book value	8,201	7,502	15,703

Eastern Caribbean Home Mortgage Bank

Notes to Financial Statements

March 31, 2015

(expressed in Eastern Caribbean dollars)

13 Borrowings

	2015 \$	2014 \$
Bonds in issue		
Balance at the beginning of the year	250,000,000	250,000,000
Add: Issues during the year	30,000,000	86,184,700
Less: Redemptions during the year	(95,903,300)	(86,184,700)
	184,096,700	250,000,000
Less: unamortised bond issue costs	(303,027)	(550,730)
	183,793,673	249,449,270
Other borrowed funds		
Caribbean Development Bank (CDB) Loan	15,000,000	18,000,000
Less: unamortised transaction costs	(119,575)	(143,895)
	14,880,425	17,856,105
	198,674,098	267,305,375
Interest payable	1,243,097	1,999,220
Total	199,917,195	269,304,595

	2015 \$	2014 \$
Bonds in issue		
Current	88,733,847	95,903,300
Non-current	96,459,700	155,911,420
	185,193,547	251,814,720
Less: unamortised bond issue costs	(303,027)	(550,730)
	184,890,520	251,263,990
Other borrowed funds		
Current	3,146,250	3,184,500
Non-current	12,000,000	15,000,000
	15,146,250	18,184,500
Less unamortised transaction costs	(119,575)	(143,895)
	15,026,675	18,040,605
Total	199,917,195	269,304,595

Eastern Caribbean Home Mortgage Bank

Notes to Financial Statements

March 31, 2015

(expressed in Eastern Caribbean dollars)

13 Borrowings ...continued

Bonds in issue	2015 \$	2014 \$
3-year bond maturing on July 1, 2016 bearing interest at a rate of 3.75%	31,200,000	31,200,000
2-year bond maturing on July 2, 2015 bearing interest at a rate of 3.749%	30,000,000	30,000,000
1-year bond maturing on July 2, 2015 bearing interest at a rate of 2.75%	30,000,000	—
4-year bond maturing on January 30, 2016 bearing interest at a rate of 4%	27,637,000	27,637,000
3-year bond maturing on March 26, 2017 bearing interest at a rate of 4%	24,984,700	24,984,700
4-year bond maturing on January 30, 2017 bearing interest at a rate of 3.75%	21,505,000	21,505,000
4-year bond maturing on September 28, 2016 bearing interest at a rate of 4%	18,770,000	18,770,000
12-year bond matured on June 14, 2014 bearing interest at a rate of 5.9%	—	11,300,000
3-year bond matured on July 1, 2014 bearing interest at a rate of 4.72%	—	49,560,000
3-year bond matured on August 26, 2014 bearing interest at a rate of 4.497%	—	35,043,300
Total	184,096,700	250,000,000

Bonds issued by the Bank are secured by debentures over the fixed and floating assets of the Bank. Interest is payable semi-annually in arrears at rates varying between 2.75% to 4% (2014: 3.75% to 5.9%).

CDB Loan

On January 31, 2008, the Bank obtained a loan from CDB in the amount of US\$10,000,000 (EC\$27,000,000) for a period of 11 years with a two-year moratorium. The loan is payable in 36 equal or approximately equal and consecutive quarterly instalments from the first due date after the expiry of the two (2) year moratorium. Under the terms of the loan agreement between CDB and the Bank, CDB has the right to increase or decrease the rate of interest payable on the loan. The loan is secured by first fixed and floating charges over the Bank's assets. The interest rate on the loan was decreased from 4.10% to 3.90% (2014: increased from 3.83% to 4.10%) during the financial year. The interest incurred for the year ended March 31, 2015 amounted to \$641,531 (2014: \$756,112) and is payable quarterly.

Eastern Caribbean Home Mortgage Bank

Notes to Financial Statements

March 31, 2015

(expressed in Eastern Caribbean dollars)

13 Borrowings...continued

The exposure of the Bank's borrowings to interest rate changes and the contractual re-pricing dates at the end of the reporting period are as follows:

Maturity analysis

	2015 \$	2014 \$
6 months or less	750,000	750,000
6–12 months	2,250,000	2,250,000
1–5 years	12,000,000	15,000,000
	<u>15,000,000</u>	<u>18,000,000</u>

The breakdown of interest payable is as follows:

	2015 \$	2014 \$
Bonds interest payable	1,096,847	1,814,720
Long-term loan interest payable	146,250	184,500
	<u>1,243,097</u>	<u>1,999,220</u>

The breakdown of capitalised bond issue costs and transaction costs is as follows:

	2015 \$	2014 \$
Capitalised bond issue costs		
Balance at beginning of year	550,730	420,598
Additions	118,748	444,573
	<u>669,478</u>	<u>865,171</u>
Less: amortisation for year	(366,451)	(314,441)
Balance at end of year	<u>303,027</u>	<u>550,730</u>
Transaction costs on other borrowed funds		
Balance at beginning of year	143,895	168,216
Less: amortisation for year	(24,320)	(24,321)
Balance at end of year	<u>119,575</u>	<u>143,895</u>
	<u>422,602</u>	<u>694,625</u>

Eastern Caribbean Home Mortgage Bank

Notes to Financial Statements

March 31, 2015

(expressed in Eastern Caribbean dollars)

13 Borrowings...continued

	2015 \$	2014 \$
Breakdown of capitalised bond issue costs		
3-year bond maturing on March 26, 2017 bearing interest at a rate of 4%	76,763	116,030
1-year bond maturing on July 2, 2015 bearing interest at a rate of 2.75%	59,897	—
3-year bond maturing on July 1, 2016 bearing interest at a rate of 3.75%	57,040	133,547
4-year bond maturing on January 30, 2017 bearing interest at a rate of 3.75%	46,536	71,920
4-year bond maturing on January 30, 2016 bearing interest at a rate of 4%	26,213	57,669
4-year bond maturing on September 28, 2016 bearing interest at a rate of 4%	19,703	32,828
2-year bond maturing on July 2, 2015 bearing interest at a rate of 3.749%	16,875	109,744
3-year bond matured on July 1, 2014 bearing interest at a rate of 4.72%	—	14,492
3-year bond matured on August 26, 2014 bearing interest at a rate of 4.497%	—	13,106
12-year bond matured on June 14, 2014 bearing interest at a rate of 5.9%	—	1,394
Total	303,027	550,730

Capitalised bond issue costs

The bond issue costs are being amortised over the duration of the life of the respective bonds ranging from one (1) to four (4) years (2014: three (3) to twelve (12) years) which carry an interest rate ranging from 2.75% to 4% (2014: 3.749% to 5.9%).

Transaction costs on other borrowed funds

The costs associated with the negotiation of other borrowings are being amortized over the tenure of the funds acquired.

14 Accrued expenses and other liabilities

	2015 \$	2014 \$
Accrued expenses	261,444	134,487
Other liabilities	11,623	1,124,710
	273,067	1,259,197

Eastern Caribbean Home Mortgage Bank

Notes to Financial Statements

March 31, 2015

(expressed in Eastern Caribbean dollars)

15 Dividends

At the Annual General Meeting on September 27, 2014, dividends of \$10.00 per share were approved amounting to \$2,687,490 (2014: \$2,687,490).

Dividends paid during the financial year amounted to \$2,487,490 (2014: \$2,487,490). The dividends payable balance of \$600,000 at March 31, 2014, includes \$200,000 relating to each of 2014, 2013 and 2012. In 2015, management took the decision to offset dividends payable to CLICO Barbados against a balance receivable for term deposits held with the Bank in the amount of \$5,000,000. The principal balance of the investment is now reflected as \$4,200,000 (2014: \$5,000,000).

16 Share capital

The Bank is authorised to issue 400,000 (2014: 400,000) ordinary shares of no par value.

As of March 31, 2015, there were 268,749 (2014: 268,749) ordinary shares of no par value issued and outstanding.

	Number of shares	2015 \$	2014 \$
Class A	66,812	9,189,920	9,189,920
Class B	51,178	7,562,200	7,562,200
Class C	80,181	11,062,800	11,062,800
Class D	70,578	9,185,020	9,185,020
	268,749	36,999,940	36,999,940

The Bank has adopted the provisions of the Grenada Companies Act No. 35 of 1994, which requires companies to issue shares without nominal or par value. Under Article 29 – Capital Structure of the Eastern Caribbean Home Mortgage Bank Act, (1) Subject to Article 30, the authorized shares capital of the Bank is \$40,000,000 divided into 400,000 shares of the \$100 each, in the following classes:

- (a) 100,000 Class A shares which may be issued only to the Central Bank;
- (b) 60,000 Class B shares out of which 40,000 may be issued only to the Social Security Scheme or National Insurance Board and 20,000 to any Government owned or controlled commercial bank;
- (c) 80,000 Class C shares which may be issued only to commercial banks, other than a Government owned or controlled commercial bank;
- (d) 40,000 Class D shares which may be issued only to insurance companies and credit institutions;
- (e) 40,000 Class E shares which may be issued only to the International Finance Corporation; and,
- (f) 80,000 Class F shares which may be issued only to the Home Mortgage Bank of Trinidad and Tobago.

Eastern Caribbean Home Mortgage Bank

Notes to Financial Statements

March 31, 2015

(expressed in Eastern Caribbean dollars)

17 Reserves

In March 2004, the Board of Directors approved the creation of two special reserve accounts, a Building Reserve and a Portfolio Risk Reserve. After the initial transfers from Retained Earnings, the Board of Directors also agreed to an annual allocation to each reserve fund of 20% of profits after the appropriation for dividends, effective March 31, 2005.

The Building Reserve was established for the purpose of a future headquarters building. However during the previous year, the Board of Directors approved the transfer of the Building Reserve to the Portfolio Risk Reserve to further provide cover against general risk associated with the secondary mortgage market, which is the primary purpose of the Portfolio Risk Reserve.

18 Interest income

	2015 \$	2014 \$
Mortgage loans portfolio	8,648,317	14,775,276
Term deposits	5,453,247	5,064,364
Government bonds	768,959	—
Bank deposits	584,625	850,424
Treasury bills	5,997	—
	<hr/>	
	15,461,145	20,690,064
	<hr/>	

19 Interest expense

	2015 \$	2014 \$
Bonds in issue	7,928,735	11,365,502
CDB loan	641,531	756,112
	<hr/>	
	8,570,266	12,121,614
	<hr/>	

Eastern Caribbean Home Mortgage Bank

Notes to Financial Statements

March 31, 2015

(expressed in Eastern Caribbean dollars)

20 Other income

	2015 \$	2014 \$
Mortgage underwriting seminar income	153,000	169,260
Mortgage underwriting seminar expenses	(121,807)	(127,636)
	31,193	41,624
Other income	75	—
Gain/(loss) on disposal of equipment	2,400	(632)
	33,668	40,992

21 General and administrative expenses

	2015 \$	2014 \$
Salaries and related costs	1,115,164	1,353,334
Rent	51,386	51,386
Others	40,855	17,245
Credit rating fee	40,754	53,909
Internal audit fees	37,800	35,726
Telephone	31,793	40,501
Commission and fees	31,350	—
Office supplies	26,027	18,172
Printing and stationery	12,731	21,884
Chief Executive Officer travel	11,718	3,722
Dues and subscriptions	10,605	12,779
Repairs and maintenance	10,474	7,574
Computer repairs and maintenance	10,165	11,575
Insurance	9,976	11,500
Airfares	9,133	21,678
Advertising/promotion	8,929	10,494
Hotel accommodation	8,874	13,591
Legal and professional	3,316	73,293
Courier services	2,610	4,509
Home ownership day	—	32,131
Consultancy	—	(1,718)
	1,473,660	1,793,285

Eastern Caribbean Home Mortgage Bank

Notes to Financial Statements

March 31, 2015

(expressed in Eastern Caribbean dollars)

22 Other operating expenses

	2015 \$	2014 \$
Amortisation (note 13)	390,771	338,763
Directors fees	378,190	337,631
Sundry expenses	107,960	131,302
Depreciation (note 11)	89,741	84,082
Professional fees	54,138	53,417
Foreign currency losses	35,437	3,634
Trustee fee	21,000	(21,999)
Intangible amortisation (note 12)	9,422	3,141
Over provision of bond related legal fees	–	(40,900)
	1,086,659	889,071

23 Earnings per share (EPS)

Basic and diluted EPS are computed as follows:

	2015 \$	2014 \$
Net profit for the year	3,458,819	4,361,985
Weighted average number of shares issued	268,749	268,749
Basic earnings per share	12.87	16.23

The Bank has no dilutive potential ordinary shares as of March 31, 2015 and 2014.

24 Contingent liabilities and capital commitments

The budget as approved by the Board of Directors does not include capital expenditure for the year ended March 31, 2016 (2015: 74,960). There were no outstanding contingent liabilities as of March 31, 2015 (2014: Nil).

Eastern Caribbean Home Mortgage Bank

Notes to Financial Statements

March 31, 2015

(expressed in Eastern Caribbean dollars)

25 Related party transactions

Parties are considered to be related if one party has the ability to control the other party or exercise significant influence over the other party in making financial or operational decisions.

The ECCB, which provided material support to the Bank in its formative years, holds 24.9% of its share capital and controls the chairmanship of the Board of Directors. Additionally, the Bank is housed in the complex of the ECCB at an annual rent of \$51,386.

The Bank maintains a call account with the ECCB for the primary purpose of settlement of transactions relating to the mortgage loan portfolio with some of its Primary Lenders. As at March 31, 2015, the balance held with the ECCB was \$118,019 (2014: \$554,281).

Compensation of key management personnel

The remuneration of directors and key management personnel during the year was as follows:

	2015 \$	2014 \$
Short-term benefits	511,116	511,287
Director fees	142,500	142,500
Post-employment benefits	—	9,188
	<hr/> 653,616	<hr/> 662,975

Unaudited Financial Statements for period ended 31st October 2015



Grant Thornton

An instinct for growth™

December 9, 2015

The Directors
Eastern Caribbean Home Mortgage Bank
ECCB Complex
Bird Rock
P.O. Box 753
Basseterre
St. Kitts

Grant Thornton

Corner Bank Street and West
Independence Square
P.O. Box 1038
Basseterre, St. Kitts
West Indies

T +1 869 466 8200
F +1 869 466 9822
www.grantthornton.kn

Dear Sirs,

We have not audited or reviewed the financial information of the Eastern Caribbean Home Mortgage Bank for the seven (7) months ended October 31, 2015 and accordingly express no assurance thereon.

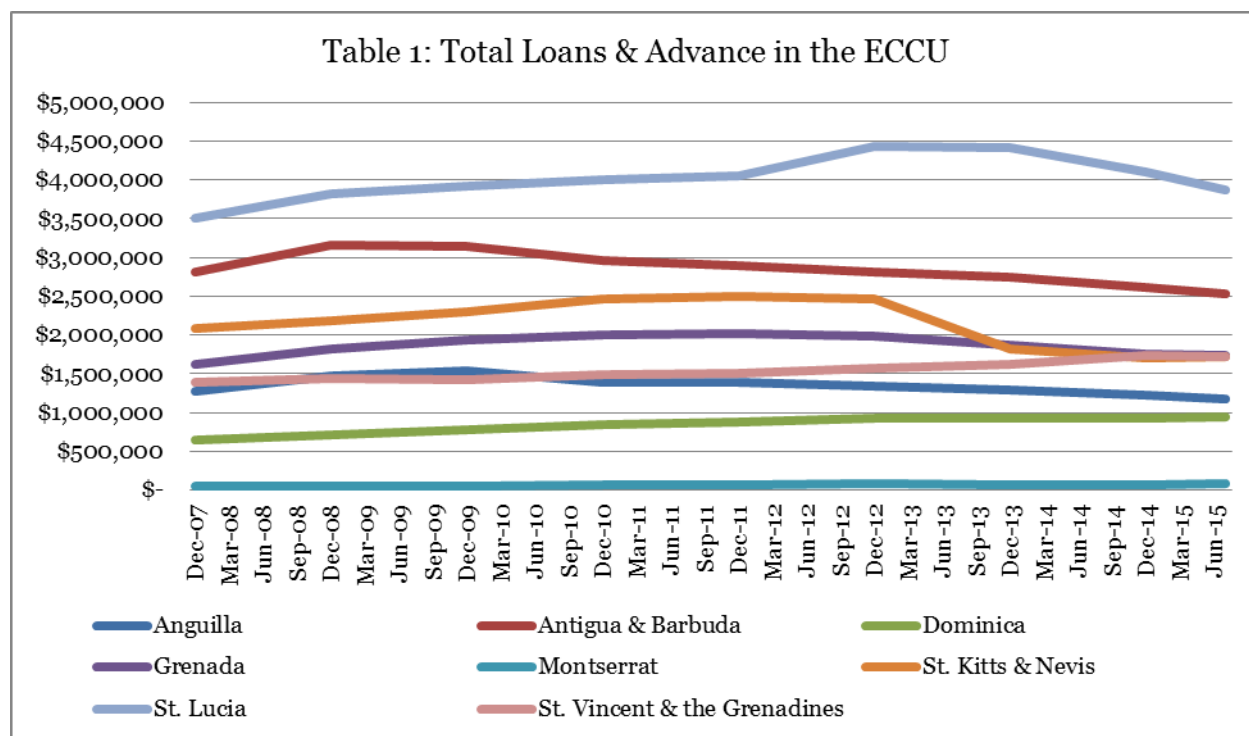
Yours truly,

Chartered Accountants
Basseterre
St. Kitts

Management Analysis for the seven (7) months ended 31st October 2015

1.0 Market Conditions

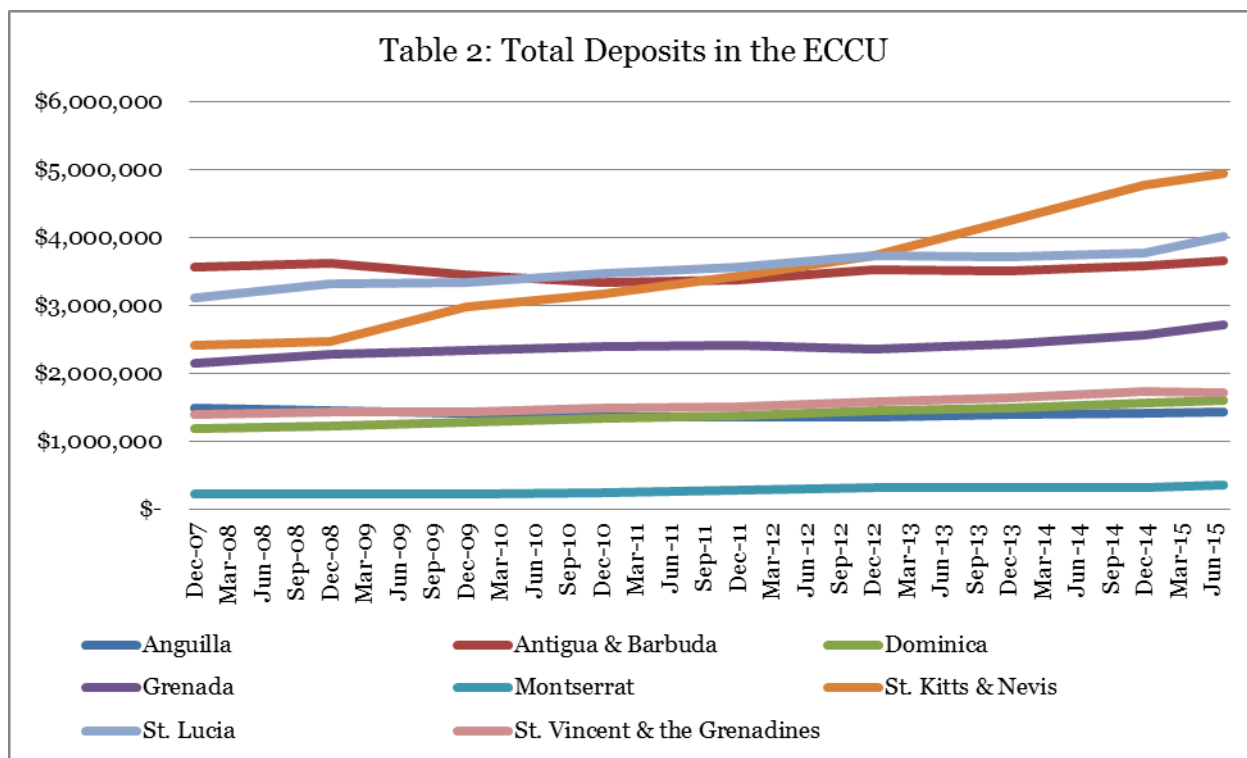
- 1.1 Overall lending terms and conditions in the Eastern Caribbean Currency Union (ECCU) tightened for all types of loans to business over the period January to June 2015. This is consistent with the trends reported for fiscal 2013 and 2014. As noted in Table 1, Loans and Advances declined in most islands of the ECCU with the exceptions being St. Vincent & the Grenadines, Dominica and Montserrat.




- 1.2 In terms of household loans, overall lending terms and conditions tightened for mortgages and other consumer loans. This is in contrast to expectations for an easing in both types of loans to households. The main reasons cited for the tightening in overall terms and conditions were increases in the percentage on non-performing loans and risk related to the general economic conditions.
- 1.3 On the demand side, demand declined for all loans to business except short-term loans to large businesses and increased for loans to household, both mortgage loans and consumer loans. The main reasons cited for the decline in demand for loans to businesses were changes in the terms and conditions and changes in business confidence. The increase in demand for household loans was mainly as a result of changes in interest rates.¹

¹ Results of the Senior Loans Officer Opinion Survey on Credit Market Conditions for January to June 2015

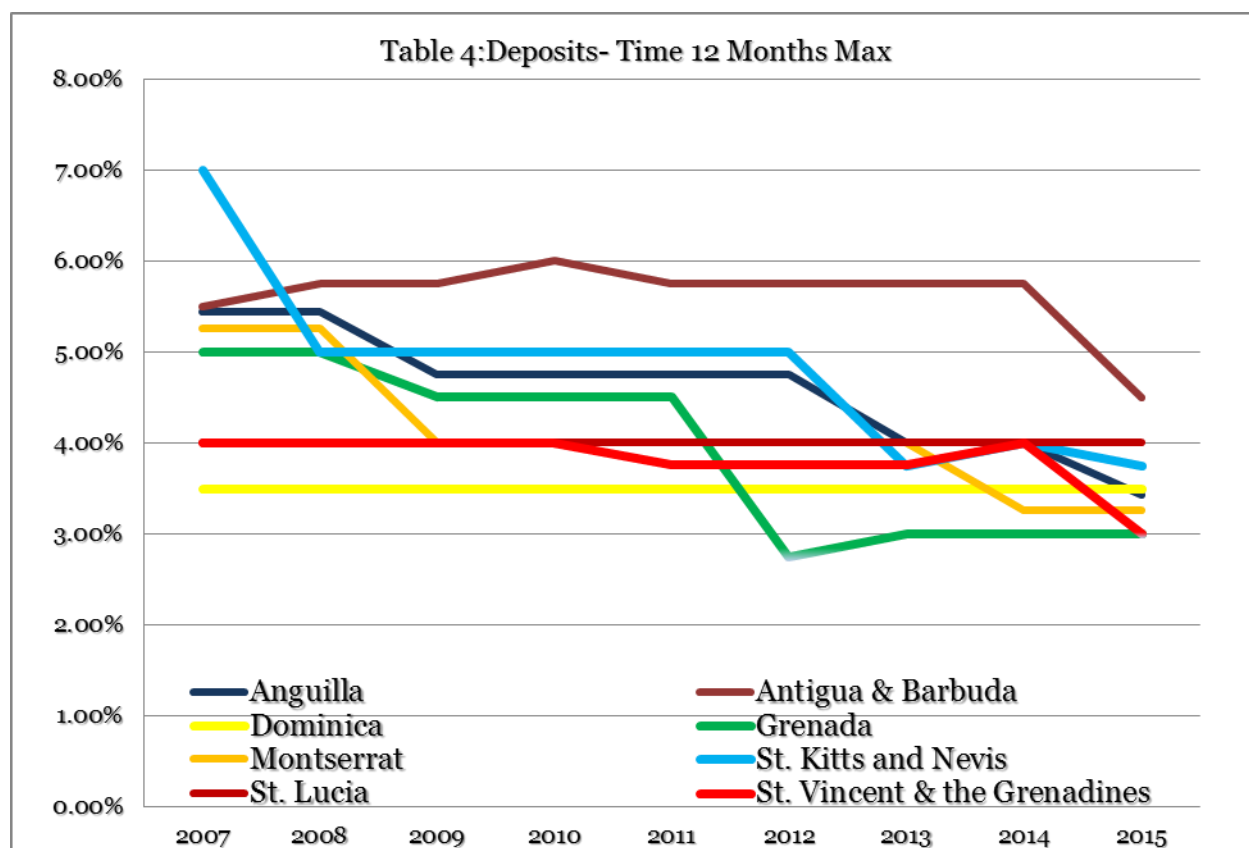
1.4 Total Deposits increased in the ECCU over fiscal 2013 and 2014 and the trend continued over the first six (6) months of fiscal 2015; the exception being St. Vincent & the Grenadines, Anguilla and Montserrat.



1.5 As illustrated in Table 3, the growth in Total Deposits and decline in Total Loans & Advances resulted in excess liquidity in the ECCU.



- 1.6 As a result of the excess liquidity, commercial banks were not required to increase interest rates to attract customers' deposits. Table 4 shows with the exception of Grenada, the coupon rates on 12 months max deposits have declined in the countries of the ECCU.



2.0 Impact of the Market Conditions on the ECHMB

- 2.1 The demand for ECHMB's Mortgage Back Securities (MBS) is higher when liquidity is tightening. The ECHMB has reported a significant reduction in the demand for MBS. This may be also attributed to the fact that the Bank's target market has been reduced as a result of three (3) indigenous banks being placed in conservatorship.
- 2.2 As a result of low demand on the Primary Market, Primary Lenders have bolstered their interest income through the repurchase of their MBS portfolio from the ECHMB. Over the preceding five (5) years, Primary Lenders have used the excess liquidity to repurchase their MBS totaling \$188.06M. The cash inflows to the ECHMB from the repurchase of mortgages resulted in the accumulation of assets in Cash & Investments. Presently, Cash & Investments account for \$178.65M (69.3%) of ECHMB's Assets under Management.

3.0 ECHMB's Responses to Market Conditions

3.1 The Board of Directors is of the opinion that the current market trends are likely to persist for the next five (5) years. Based on the foregoing, the decision was taken to restructure the Bank's Statement of Financial Position. This is imperative in order to prevent future fluctuations in interest income and hence, reduce the Bank's susceptibility to the prevailing systematic risks in the ECCU. Some of the major initiatives include:

- Repaid high cost borrowings totaling 69.38M (25.76%).
- Liquidated low yielding Assets under management totaling \$70.21M (21.40%).
- Diversified Assets under Management the by placing \$32.0M in sovereign bonds and \$7.46M in treasury bills.
- Eliminated the 31.48% concentration to St. Kitts-Nevis-Anguilla National Bank.
- Reduced cash on call from \$28.26M in 2014 to \$8.23M in 2015.
- Consolidated and increased reserves by \$0.78M.
- Initiated steps to recover the Bank's Investment in Clico International Life Ltd.

3.2 Enhanced Risk Management

3.3 Strategies were also implemented to reduced mortgage held at banks under conservatorship from \$72.69M in 2014 to \$28.84M as at 23rd November 2015. In addition, the maximum exposure to a single Primary Lender was reduced from 31.48% in 2014 to 13.29% in 2015.

4.0 Other Strategic Initiatives

4.1 Other initiatives planned for the 2015/16 financial year include:-

- Investment of funds in other jurisdictions
- Launch our revamped Mortgage Credit Facility
- Repayment high cost debt
- Optimise costs and resources across the Bank
- Improve the Bank's risk management and corporate governance
- Streamline the Bank's functional structure
- Refresh the Bank's brand

5.0 Financial Results 2015/16

- 5.1 The ECHMB generated a Net Profit for the Seven (7) Months ended 31st October 2015 of \$1.27M compared with \$2.05M of the comparative period of 2014. The lower Net Profit was attributed to the unfavorable economic conditions and strategies implement to reduce the Bank's exposure to systematic risks in the ECCU. Details of the reduction in Net Profit are presented in 5.2.

(EC\$ in millions, except as noted)

For Seven (7)Months -31 st October 2015	2015	2014	Budget
Interest income	7.30	9.65	7.48
Interest expense	(4.45)	(5.81)	(4.51)
Net interest income	2.85	3.84	2.97
Other income	0.02	0.00	0.01
Operating income	2.87	3.84	2.98
Non-interest expenses	(1.60)	(1.79)	(1.70)
Net profit for the Seven (7) Months	1.27	2.05	1.28
Key Performance Metrics			
Net interest income percentage	39.10%	39.75%	39.70%
Return on total assets (Annualized)	0.87%	1.35%	0.84%
Interest cover ratio	1.29	1.35	1.28
Debt-to-equity ratio	3.24:1	3.57:1	3.60:1
Mortgage loans portfolio	59.23	84.59	65.74
Borrowings	190.68	201.59	202.59
Assets under management	250.30	259.52	259.56
full time employees	8	8	8

5.2 Interest Income

5.2.1 Revised Income Model

- 5.2.2 In an effort to stabilise Interest Income in the face of volatile economic conditions, the Bank has adopted a new income model. The principal strategy of the ECHMB has changed from short-term income maximization to instead focus on:

- Safety and portfolio diversification
- Liquidity
- Yield

- 5.2.3 On account of the new strategic shift to lower risk investment instruments, Interest Income declined from \$9.65M in 2014/15 to \$7.30M in 2015/16. The revised architecture of Assets under Management serves to insulate the Bank from the risks associated with repurchases by Primary Lenders. This is imperative to prevent undue fluctuations in Interest Income.

(EC\$ in millions, except as noted)				Change from 2015
For Seven (7) Months -31 st October 2015	2015	2014	Budget	%
Mortgage loans portfolio	2.98	5.80	2.97	-48.59%
Interest on bonds	1.33	0.07	1.39	100.00%
Term deposits	2.89	3.25	2.78	-11.12%
Call account	0.01	0.53	0.01	-97.16%
Treasury bills	0.06	-	0.15	100.00%
Mortgage credit facility	0.02	-	0.18	100.00%
Treasury bills	0.01	-	-	100.00%
	7.30	9.65	7.48	-24.32%

5.3 Finance Cost

- 5.3.1 During the 2015/16 financial year, the ECHMB issued two (2) corporate bonds with a cumulated face value of \$60.0M at coupon rates of 2.8% and 1.5% respectively. This resulted in a declined in the weighted average cost of bonds (WACB) from 4.42% in 2014 to 3.33% as at 31st October 2015. As a result of the lower WACB, Finance Cost declined by \$1.36M (23.52%).

(EC\$ in millions, except as noted)				Change from 2015
For Seven (7)Months -31 st October 2015	2015	2014	Budget	%
Bonds in issue	4.21	5.42	4.19	-22.34%
CDB loan	0.24	0.39	0.32	-39.90%
	4.45	5.81	4.51	-23.52%

5.4 Net Interest Income

- 5.4.1 Net Interest Income or the difference between Interest Income (\$7.30M) and Interest Expense (\$4.45M) was reported at \$2.85M or 39.10% compared with \$3.84M or 39.75% in 2014. The lower Net Interest Income was attributed to the ECHMB's strategy of revamping its income model.

(EC\$ in millions, except as noted)				Change from 2014
For Seven (7)Months -31 st October 2015	2015	2014	Budget	%
Interest income	7.30	9.65	7.48	-24.32%
Interest expense	(4.45)	(5.81)	(4.51)	-23.52%
Net Interest income	2.85	3.84	2.97	-25.58%
Net interest income percentage	39.10%	39.75%	39.70%	-1.64%

5.4.2 Non-Interest Expenses

- 5.4.3 Non-interest Expenses was 10.77% lower than the 2014 outturn of \$1.79M. The savings were mainly achieved in Mortgage Administration Fees, Foreign Exchange Loss and Corporate Governance Expenses.

(EC\$ in millions, except as noted)				Change from
For Seven (7)Months -31 st October 2015	2015	2014	Budget	2015 %
Salaries and related costs	0.71	0.64	0.71	10.85%
Mortgage Administration fees	0.32	0.61	0.38	-46.96%
Foreign exchange loss	0.01	0.03	0.02	-78.38%
Promotion	0.06	0.04	0.15	51.22%
Administrative	0.23	0.16	0.17	42.77%
Corporate governance	0.27	0.31	0.27	-13.17%
	1.60	1.79	1.70	-10.77%

6.0 Projected Outcome 2015/16



- 6.1 The current results show that the ECHMB is on course to achieve its budgeted Net Profit for the year of \$2.21M.

7.0 Statement of Financial Position

- 7.1 In an effort to optimise costs and resources across the Bank, Assets under Management were reduced from \$259.52M in 2014 to \$250.30M as at 31st October 2015; this resulted in an improvement in the weighted average return on assets from 3.64% in 2014 to 3.92% in 2015. During the 2015 financial year, the ECHMB made an advance payment of US\$3.0M on the CDB Borrowings; as a result, Borrowings declined from \$201.59M in 2014 to \$190.68M in 2015. The Bank's Debt to Equity improved from 3.57:1 in 2014 to 3.24:1 in 2015. The ECHMB Cash & Investments amounted to \$178.65M (69.3%) of Assets under Management. The ECHMB therefore has sufficient resources to meet all current obligations.

Shanna Herbert, ACCA
Chief Financial Officer (Ag)
Eastern Caribbean Home Mortgage Bank
ECCB Complex, Bird Rock Road
P.O. Box 753, Basseterre, St. Kitts & Nevis

EASTERN CARIBBEAN HOME MORTGAGE BANK
STATEMENT OF COMPREHENSIVE INCOME (UNAUDITED)
FOR THE SEVEN MONTHS ENDED 31st OCTOBER 2015
Expressed in Eastern Caribbean Dollars

	31st OCT 2015			YEAR-TO-DATE	
	Actual 2015/16 \$	Budget 2015/16 \$	Comparative 2014/15 \$	Actual 2015/16 \$	Budget 2015/16 \$
Interest income					
Mortgage loans	416,347	405,506	5,796,203	3,008,132	3,156,335
Cash & investments	613,634	641,145	3,850,783	4,291,180	4,322,778
Other interest	-	-	108	173	-
Total interest income	<u>1,029,981</u>	<u>1,046,651</u>	<u>9,647,094</u>	<u>7,299,485</u>	<u>7,479,113</u>
Finance cost					
Bonds in issue	601,501	600,034	5,421,998	4,210,048	4,194,953
CDB Loan	14,578	41,969	391,593	235,321	316,001
Total interest expense	<u>616,079</u>	<u>642,003</u>	<u>5,813,591</u>	<u>4,445,369</u>	<u>4,510,954</u>
Net interest income	413,902	404,648	3,833,503	2,854,116	2,968,159
Net gain on seminars	-	-	5,111	24,871	12,000
	<u>413,902</u>	<u>404,648</u>	<u>3,838,614</u>	<u>2,878,987</u>	<u>2,980,159</u>
Non-interest expenses					
Care & dev. human resource	96,939	101,675	636,480	705,177	711,305
Mortgage administration fees	44,749	47,631	609,906	323,429	378,245
Corporate governance & risk management	41,541	28,524	319,604	277,629	278,715
Admin. support services	38,425	20,741	159,528	227,370	165,237
Excellence in product delivery	5,806	13,829	41,766	62,770	153,106
Foreign exchange loss	367	5,400	29,676	6,461	16,200
Total non-interest expenses	<u>227,827</u>	<u>217,800</u>	<u>1,796,960</u>	<u>1,602,836</u>	<u>1,702,808</u>
NET INCOME	<u>186,075</u>	<u>186,848</u>	<u>2,041,654</u>	<u>1,276,151</u>	<u>1,277,351</u>

EASTERN CARIBBEAN HOME MORTGAGE BANK

STATEMENT OF FINANCIAL POSITION (UNAUDITED)

AS AT 31st OCTOBER 2015

Expressed in Eastern Caribbean Dollars

	←	YEAR-TO-DATE	→
	Actual 2015/16	Budget 2015/16	Comparative 2014/15
Assets	\$	\$	\$
Cash and cash equivalents	3,402,487	3,373,400	17,412,587
Government securities purchased under resale agreements	21,374,726	21,372,397	20,947,397
Accounts receivable & prepayments	77,486	2,070,562	115,511
Short-term marketable securities	118,941,206	113,969,799	105,418,046
Government bonds	46,419,361	52,325,523	30,117,032
Mortgage backed securities	59,234,009	65,737,888	84,592,329
Other assets	580,092	434,931	589,451
Available-for-sale investment	100,000	100,000	100,000
Intangible assets	10,207	10,207	19,629
Motor vehicle & equipment	162,829	163,260	212,264
Total assets	<u>250,302,403</u>	<u>259,557,967</u>	<u>259,524,246</u>
Liabilities			
Borrowings	190,682,400	202,596,839	201,594,156
Other liabilities and accrued expenses	719,272	745,271	922,675
Dividends payable	-	-	800,000
Total liabilities	<u>191,401,672</u>	<u>203,342,110</u>	<u>203,316,831</u>
Equity			
Share capital	36,999,940	36,999,940	36,999,940
Reserves	8,865,029	8,865,030	8,710,528
Retained earnings	13,035,762	10,350,887	10,496,947
Total equity	<u>58,900,731</u>	<u>56,215,857</u>	<u>56,207,415</u>
Total liabilities and equity	<u>250,302,403</u>	<u>259,557,967</u>	<u>259,524,246</u>

EASTERN CARIBBEAN HOME MORTGAGE BANK
STATEMENT OF CASH FLOWS (UNAUDITED)
FOR THE SEVEN MONTHS ENDED 31st OCTOBER 2015
Expressed in Eastern Caribbean Dollars

31st March 2015		31st OCT 2015	31st OCT 2014
Audited		\$	\$
\$	CASH FLOWS FROM OPERATING ACTIVITIES:		
3,458,819	Net income for the period	1,276,151	2,041,654
	Adjustments for:		
89,741	Depreciation	55,729	49,770
390,771	Amortisation: Borrowing costs	385,154	223,923
9,422	Amortisation: Intangible assets	5,496	5,496
(2,400)	Loss/ (Gain) on disposal of equipment & motor vehicle	-	-
(15,461,145)	Interest income	(7,299,485)	(9,647,094)
8,570,266	Interest expense	4,445,369	5,523,606
(2,944,526)	Operating loss before changes in operating assets and liabilities	(1,131,586)	(1,802,645)
	Changes in operating assets & liabilities		
(4,519)	(Increase)/decrease in accounts receivable & prepayments	623,335	(507,894)
(986,130)	Increase/(decrease) in other liabilities & payables	446,523	(136,568)
(3,935,175)	Cash used in operations	(61,728)	(2,447,107)
13,081,845	Interest received	5,561,051	9,007,797
(9,326,389)	Interest paid	(4,202,768)	(5,775,370)
(179,719)	Net cash generated from operating activities	1,296,556	785,320
	CASH FLOWS FROM INVESTING ACTIVITIES:		
(111,842,462)	Purchase of short term marketable securities	(49,271,042)	(79,999,970)
94,000,000	Proceeds from maturity of short term marketable securities	32,600,000	75,000,000
-	Purchase of mortgages	(3,256,555)	-
54,917,153	Proceeds from repurchases of mortgages by primary lenders	17,401,482	54,917,153
6,095,349	Proceeds from principal repayment on mortgages	2,411,087	4,015,161
8,544,768	Increase/ (decrease) in mortgage repurchased/ replaced	4,114,048	5,396,025
(58,772)	Purchase of motor vehicle and equipment	-	(12,508)
2,400	Proceeds from disposal of equipment & motor vehicle	-	-
51,658,436	Cash generated from investing activities	3,999,020	59,315,861
	CASH FLOWS FROM FINANCING ACTIVITIES:		
30,000,000	Proceeds from bond issues	60,000,000	30,000,000
(95,903,300)	Repayment of bonds	(60,000,000)	(95,903,300)
(3,000,000)	Repayment of borrowings	(9,600,000)	(2,250,000)
(118,748)	Payment for bond issue costs	(524,225)	(309,762)
(2,487,490)	Dividend paid	-	(2,487,490)
(71,509,538)	Cash used in from financing activities	(10,124,225)	(70,950,552)
(20,030,821)	NET DECREASE IN CASH AND CASH EQUIVALENTS	(4,828,649)	(10,849,371)
28,261,958	CASH AND CASH EQUIVALENTS AT BEGINNING OF PERIOD	8,231,137	28,261,958
8,231,137	CASH AND CASH EQUIVALENTS AT END OF PERIOD	3,402,487	17,412,587

ECSE's LIST OF LICENSED INTERMEDIARIES

MEMBER INTERMEDIARIES

INSTITUTION	CONTACT INFORMATION	ASSOCIATED PERSONS
St Kitts and Nevis		
St Kitts Nevis Anguilla National Bank Ltd	P O Box 343 Central Street Basseterre Tel: 869 465 2204 Fax: 869 465 1050 Email: national_bank@sknanb.com	Principals Winston Hutchinson Anthony Galloway Representatives Petronella Edmeade-Crooke Angelica Lewis Marlene Nisbett
The Bank of Nevis Ltd	P O Box 450 Main Street Charlestown Tel: 869 469 5564 / 5796 Fax: 869 469 5798 E mail: info@thebankofnevis.com	Principal Brian Carey Kelva Merchant Representatives Lisa Herbert Judy Claxton
St Lucia		
ECFH Global Investment Solutions Limited	5 th Floor, Financial Centre Building 1 Bridge Street Castries Tel: 758 456 6826 / 457 7233 Fax: 758 456 6733 E-mail : capitalmarkets@ecfhglobalinvestments.com	Principals Medford Francis Lawrence Jean Representatives Deesha Lewis
First Citizens Investment Services Limited	John Compton Highway Sans Souci Castries Tel: 758 450 2662 Fax: 758 451 7984 Website: http://www.firstcitizensslu.com/ E-mail : invest@firstcitizensslu.com	Principals Carole Eleuthere-Jn Marie Representative Samuel Agiste Shaka St Ange

INSTITUTION	CONTACT INFORMATION	ASSOCIATED PERSONS
St Vincent and The Grenadines		
Bank of St Vincent and the Grenadines Ltd	P O Box 880 Cnr. Bedford and Grenville Streets Kingstown Tel: 784 457 1844 Fax: 784 456 2612/ 451 2589 Email: info@bosvg.com	Principals Monifa Latham Representatives Patricia John Laurent Hadley Chez Quow